#LSU
@LSUsoftball
@BethTorina
/LSUsoftball
@LSUsoftball

2018 SOFTBALL
#ONBOARD

SEC CHAMPIONS
1999 • 2000 • 2001 • 2002 • 2004
SEC TOURNAMENT CHAMPIONS
1999 • 2001 • 2002 • 2004 • 2007
WCWS APPEARANCES
2001 • 2004 • 2012
2015 • 2016 • 2017

2018 SCHEDULE/RESULTS

Date	Opponent	TV/Stream	Time (CT)/Result
FEBRUARY (14-2)			
8	**Illinois-Chicago**	**SECN+**	**W, 3-0**
9	**UT Arlington!**	**SECN+**	**W, 9-2**
9	**Southern Miss!**	**SECN+**	**W, 4-0**
10	**Syracuse!**	**SECN+**	**Rain Out**
11	**UMass!**	**SECN+**	**W, 7-0**
13	**ULM**	**SECN+**	**W, 10-0 (5)**
16	**Central Arkansas@**		**W, 3-0**
16	**Louisiana Tech@**		**W, 2-1 (9)**
17	**Southern Utah@**		**W, 13-1 (5)**
17	**Oregon State@**		**W, 3-2**
18	**Oregon State@**		**W, 1-0**
22	vs. San Jose State#		W, 4-0
22	at Pacific#		W, 9-0 (5)
23	vs. Nevada#		W, 5-2
24	vs Fresno State$		W, 10-2 (5)
24	vs. No. 3/4 UCLA$		L, 9-1 (5)
25	vs. No. 5/2 Oregon$		L, 4-0
MARCH (15-4)			
2	**Illinois State%**	**SECN+**	**W, 1-0 (10)**
2	**No. 23/RV McNeese St.%**	**SECN+**	**W, 2-0**
3	**Purdue%**	**SECN+**	**W, 6-2**
3	**Florida Atlantic%**	**SECN+**	**W, 6-1**
4	**Florida Atlantic%**	**SECN+**	**W, 5-1**
9	**No. 10/10 Auburn***	**SECN+**	**W, 3-2 (14)**
10	**No. 10/10 Auburn***	**SECN**	**W, 3-2**
11	**No. 10/10 Auburn***	**ESPN2**	**W, 1-0**
13	**Western Kentucky***	**SECN+**	**W, 7-3**
17	at No. 24/23 Kentucky*	SECN	L, 4-1
18	at No. 24/23 Kentucky*	ESPNU	L, 2-0
19	at No. 24/23 Kentucky*	SECN	Rain Out
22	**BYU^**	**SECN+**	**W, 2-1 (12)**
23	**BYU^**	**SECN+**	**W, 8-0 (5)**
24	**Baylor^**	**SECN+**	**W, 5-3 (8)**
24	**North Dakota State^**	**SECN+**	**L, 1-0 (9)**
27	**Southern Miss**	**SECN+**	**W, 4-1**
30	at Missouri*	SECN+	W, 2-1 (10)
30	at Missouri*	SECN+	W, 9-2
31	at Missouri*	SECN+	L, 5-4
APRIL (7-5)			
3	at McNeese State	CST	W, 9-1 (5)
6	**Ole Miss***	**SECN+**	**W, 2-1 (19)**
7	**Ole Miss***	**SECN+**	**W, 1-0**
8	**Ole Miss***	**SECN+**	**L, 3-1**
13	at Tennessee*	ESPN2	L, 4-2
14	at Tennessee*	ESPN2	L, 3-2
15	at Tennessee*	SECN+	L, 6-4 (8)
17	**Northwestern St.**	**SECN+**	**W, 8-0 (5)**
20	**Texas A&M***	**SECN+**	**W, 2-0**
21	**Texas A&M***	**SECN+**	**W, 3-2**
22	**Texas A&M***	**SECN**	**L, 6-0**
24	**South Alabama**	**SECN+**	**W, 4-0**
27	at Florida*	SECN	4:30 p.m.
28	at Florida*	ESPN2	11 a.m.
29	at Florida*	ESPN2	11 a.m.
MAY (0-0)			
4	**Arkansas***	**SECN**	**6:30 p.m.**
5	**Arkansas***	**SECN+**	**6 p.m.**
6	**Arkansas***	**ESPN2**	**3 p.m.**
9-12	SEC Tournament	SECN	TBA

All times are central and subject to change. Home games are bolded and played at Tiger Park. ! - Tiger Classic [Baton Rouge, La.]; @ - Purple & Gold Challenge [Baton Rouge, La.]; # - Libby Matson [Stockton, Calif.]; $ - Mary Nutter Collegiate Classic [Palm Springs, Calif.]; % - LSU Invitational [Baton Rouge, La.]; ^ - LSU Round Robin [Baton Rogue, La.] * - SEC Contest; SECN - SEC Network; SECN+ - SEC Network+; CST - Cox Sports

25TH ANNIVERSARY LSU SOFTBALL

NO. 13/14 LSU (36-11, 9-8 SEC) AT NO. 5/5 FLORIDA (42-7, 15-3 SEC)

BREAKDOWN

LSU

2018 Record	36-11, 9-8 SEC
Head Coach	Beth Torina
LSU Record/Years	308-130 (7th Season)
Overall Record/Years	437-241 (11th Season)

Florida

2018 Record	42-7, 15-3 SEC
Head Coach	Tim Walton
UF Record/Years	708-145 (13th Season)

LSU leads the all-time series, 32-28

ON DECK

LSU plays final road SEC series at No. 5/5 Florida

LSU will play its final road SEC series of the season, traveling to No. 5/5 Florida. The series opener will be Friday at 4:30 p.m. CT on SEC Network. Saturday and Sunday's games will air on ESPN2 with start times of 11 a.m. CT. LSU goes into the weekend with a 36-11 overall record and sit in seventh in the SEC. Florida is 42-7 on the year and is at the top of the conference with a 15-3 mark. LSU leads the all-time series 32-28 but hasn't beat the Gators since March 15, 2015 when they were ranked No. 1 in the country. The Tigers won that series winning the two games on the back end of the weekend, which is the last time the Tigers won a series against Florida.

FAST FACTS

- With the 36-11 record in 2018, All-American pitchers Allie Walljasper and Carley Hoover now have combined for a total of 129 wins in their career here at LSU.
- Head coach Beth Torina is in her seventh season at the helm of LSU softball and has coached the Tigers to four Women's College World Series appearances, including three-straight, one of two teams (UCLA) in the nation to accomplish that feat.
- With the win in game one against Missouri, Coach Torina reached the 300-win milestone as the head coach of the Tigers.
- LSU returns 13 letterwinners who have competed in the Women's College World Series the last three years.
- The Tigers celebrate the 25th season of softball at LSU in 2018. The first season of competition began in 1979 and competed for three seasons before taking a 15-year hiatus. The program was brought back to compete for the 1997 season.
- Amanda Doyle and Aliyah Andrews are one and two that lead the offense. Andrews is hitting .341 in the leadoff spot, while Doyle is hitting .340 in the cleanup spot. Doyle hit .545 last week and finished the week with three doubles.
- Aliyah Andrews has a total of 35 stolen bases on the year, which is 13th in the nation. The single-season stolen base record is 45 set by two former Tigers in Dee Douglas (1999) and most recently by Kirsten Shortridge (2010).
- Carley Hoover threw her first no-hitter of the season and third in her career on Tuesday night against South Alabama. She struck out eight and only allowed three base runners for the game. She is now 16-5 on the year with a 1.11 earned run average. The shutout was also her eighth on the year and 21st in her career. Her eight shutouts rank 12th in the nation.
- Hoover also pitched a gem last Friday night, shutting out then-No. 9 Texas A&M and allowing just three hits in her complete-game effort. It was just the second time on the year that Texas A&M was shutout. Hoover came in on Saturday and registered her first save of the season and ninth in her career.
- Allie Walljasper earned the victory last Saturday against then-No. 9 Texas A&M, pitching six innings. She struck out six and allowed six hits. She is now 13-4 on the year.
- In the nation, the Tigers rank ninth in earned run average at 1.29, which is also fourth among the SEC. They also rank 13th in strikeout-to-walk ratio at 3.89.
- Carley Hoover's .717 career winning percentage in the circle is ranked ninth among current Division I players. She has a career record of 71-28. She also ranks 11th in strikeouts with 740 in her career. Her 21 career shutouts, ranks 11th in the nation.
- Allie Walljasper is eighth among current DI players with a 1.57 career ERA. She also ranks 14th with 20 career shutouts. Her 1.05 ERA on the season is 16th among the nation.
- The Tigers earned their 400th SEC victory on March 11 against Auburn. The 400 SEC wins is ranked second in the conference.
- On April 17, the Tigers put together a 8-0 run-rule victory over Northwestern State. Allie Walljasper helped her own cause, hitting her second career grand slam in the bottom of the fourth inning. She earned the victory in the circle, improving to 12-4.
- LSU is 28-2 when scoring first and 34-2 when giving up two runs or less. LSU is 29-3 at Tiger Park.
- Emily Griggs has played in a total of 249 games in her career which is the most games played for active DI players.
- On April 3, the Tigers hit five home runs in their win over McNeese State, including four in the second inning. It was the second time in program history, the Tigers hit four home runs in an inning. Shemiah Sanchez hit two, Amanda Doyle, Amber Serret and Michaela Schlattman each had one. Carley Hoover claimed the win in the circle.

2018 Quick Facts

SOFTBALL STAFF

Head Coach	Beth Torina
Alma Mater, Year	Florida, 2000
Record at LSU (Seasons)	308-130 (7)
Career Record (Seasons)	437-241 (11)
Assistant Coach	Howard Dobson
Alma Mater, Year	McNeese State, 1997
Year at LSU	7th Season
Assistant Coach	Lindsay Leftwich
Alma Mater, Year	Northwesten State, 2005
Year at LSU	7th Season
Volunteer Coach	Sahvanna Jaquish
Alma Mater, Year	LSU, 2017
Year at LSU	1st Season
Director of Operations	Quinlan Duhon
Alma Mater, Year	LSU, 2008
Year at LSU	9th Season

TEAM INFORMATION

2017 Overall Record	48-22
2017 SEC Record (Finish)	12-12 (7th)
2017 SEC Tournament Finish	Finals
2017 Postseason	Women's College World Series
2017 Final Ranking (NFCA/USA Softball)	6/6
Letterwinners Returning/Lost	13/8
Starters Returning/Lost	6/3
Pitchers Returning/Lost	3/1
Newcomers	7

PROGRAM HISTORY

All-Time Record	1096-380-1 (.734)
All-Time SEC Record	407-181-1 (.688)
SEC Western Division Titles	9
Seasons	1997-2002, 2004, 2007, 2013
SEC Regular Season Titles	5
Seasons	1999, 2000, 2001, 2002, 2004
All-Time SEC Tournament Record	43-21 (.672)
SEC Tournament Titles	5
Seasons	1999, 2001, 2002, 2004, 2007
NCAA Tournament Record	70-43 (.619)
NCAA Tournament Appearances	19
Seasons	1998-2004, 2006-2017
Women's College World Series Appearances	6
Seasons	2001, 2004, 2012, 2015, 2016, 2017

UNIVERSITY

Location	Baton Rouge, La.
Founded	1860
Enrollment	31,527
Nickname	Tigers or Fighting Tigers
Colors	Purple (PMS 268) & Gold (PMS 123)
Mascot	Mike (Bengal tiger)
Conference	Southeastern
President & Chancellor	Dr. F. King Alexander
NCAA Faculty Representative	Dr. Bill Demastes

ATHLETICS DEPARTMENT

Director of Athletics/Vice Chancellor	Joe Alleva
Deputy Director of Athletics	Verge Ausberry
Sr. Assoc. AD/Student Services & SWA	Miriam Segar
Sr. Assoc. AD/Business	Mark Ewing
Sr. Assoc. AD/External Affairs	Robert Munson
Sr. Assoc. AD/Compliance & Planning	Bo Bahnsen
Sr. Assoc. AD/Facility Management	Ronnie Haliburton

COMMUNICATIONS

Associate AD/Communications	Michael Bonnette
Sr. Assoc. Comm. Director	Bill Franques
Sr. Assoc. Comm. Director	Kent Lowe
Associate Comm. Director	Judy Willson
Assistant Comm. Director	Brandon Berrio
Assistant Comm. Director	Chelsey Chamberlain
Chamberlain's Email Address	cchamberlain@lsu.edu
Chamberlain's Office Phone	(225) 578-8204
Chamberlain's Cell Phone	(225) 317-5450
Administrative Specialist	Pam LeBlanc

SPORTS INFORMATION

LSU Assistant Communications Director Chelsey Chamberlain handles the media relations duties for the Tiger softball team. Chamberlain can be reached on her cell at (225) 317-5450 or at her office (225) 578-8204 or by e-mail at cchamberlain@lsu.edu.

PRACTICE TIMES/INTERVIEWS

LSU practices at Tiger Park and generally begins around 2 p.m. On Tuesday afternoon's head coach Beth Torina and players are available for interviews beginning at 1:30 p.m. prior to the team practice session.

Members of the media who wish to cover practice should contact SID Chelsey Chamberlain for changes to practice times.

Office and phone interviews may be arranged on special occasions. All interview requests must be made at least 24 hours in advance with Chamberlain.

WWW.LSUSPORTS.NET

Information about the Tiger softball team, including player bios, game recaps and notes packets are available online at the Official Website of LSU Athletics, www.LSUsports.net.

LSU softball games that are broadcast on the radio also can be heard on LSUsports.net. Live statistics for all games will be carried on LSUsports.net.

TIGERS ON THE RADIO

LSU softball is in its 22nd season of radio coverage, as the LSU Sports Network will broadcast 30 regular season games which includes all of the team's 24 SEC contests in addition to all postseason games.

The games will be broadcast in the Baton Rouge area on Talk 107.3 FM. In addition, the games can be heard live on the internet at LSUsports.net. Patrick Wright calls the play-by-play action.

2018 Roster

NUMERICAL

No.	Name	Pos.	B-T	H-T	Cl.-Exp.	Hometown (Previous School)
00	Akiya Thymes	OF	L/R	5-1	So.-1L	Brusly, La. (Brusly HS)
1	Michaela Schlattman	INF/UTL	R/R	5-7	Jr.-TR	Plainfield, Ill. (Plainfield HS/Miami (Ohio))
4	Aliyah Andrews	OF	L/R	5-7	So.-1L	Oldsmar, Fla. (East Lake HS)
5	Kara Goff	UTL	L/R	5-6	Fr.-HS	Ruston, La. (Northridge HS)
6	Maribeth Gorsuch	P	R/R	5-10	So.-1L	Lewisville, Texas (Lewisville HS)
7	Becca Schulte	INF	R/R	6-0	Jr.-TR	Andover, Kansas (Andover HS/Butler CC)
8	Emily Griggs	OF	L/R	5-1	Sr.-3L	Wichita, Kan. (Maize HS)
9	Elyse Thornhill	UTL	L/R	5-9	Jr.-2L	Baton Rouge, La. (St. Joseph's Academy)
10	Sydney Bourg	UTL	L/R	5-6	Sr.-2L	Slidell, La. (Pope John Paul II Catholic HS)
12	River Glenn	OF	R/R	5-6	Fr.-HS	Seekonk, Mass. (La Salle Academy)
13	Sydney Loupe	C	R/R	5-2	Sr.-3L	Slidell, La. (Pope John Paul II Catholic HS)
15	Sydney Springfield	INF	R/R	5-11	So.-1L	Flower Mound, Texas (Flower Mound HS)
16	Taryn Antoine	OF	L/R	5-3	Fr.-HS	Alexandria, La. (Alexandria HS)
17	Amber Serrett	INF	R/R	5-6	Jr.-2L	Spring, Texas (Oak Ridge HS)
21	Carley Hoover	P	R/R	6-2	Sr.-3L	Clemson, S.C. (D. W. Daniel HS/Stanford)
22	Amanda Doyle	INF	R/R	5-8	So.-1L	Santa Clarita, Calif. (Canyon HS)
23	Shemiah Sanchez	INF	R/R	5-2	Jr.-2L	Newnan, Ga. (East Coweta HS)
24	Claire Weinberger	OF	L/R	5-5	So.-1L	Prairieville, La. (East Ascension HS)
25	Allie Walljasper	P	R/R	6-2	Sr.-3L	Manteca, Calif. (Sierra HS)
27	Shelbi Sunseri	P/UTL	R/R	5-10	Fr.-HS	Santa Fe, Texas (Santa Fe HS)
44	CC Caccamise	C/INF	R/R	5-7	Fr.-HS	San Diego, Calif. (Patrick Henry HS)

ALPHABETICAL

No.	Name	Pos.	Ht.	B-T	Cl./Exp.	Hometown/Previous School
4	Aliyah Andrews	OF	L/R	5-7	So.-1L	Oldsmar, Fla. (East Lake HS)
16	Taryn Antoine	OF	L/R	5-3	Fr.-HS	Alexandria, La. (Alexandria HS)
10	Sydney Bourg	UTL	L/R	5-6	Sr.-2L	Slidell, La. (Pope John Paul II Catholic HS)
44	CC Caccamise	C/INF	R/R	5-7	Fr.-HS	San Diego, Calif. (Patrick Henry HS)
22	Amanda Doyle	INF	R/R	5-8	So.-1L	Santa Clarita, Calif. (Canyon HS)
12	River Glenn	OF	R/R	5-6	Fr.-HS	Seekonk, Mass. (La Salle Academy)
5	Kara Goff	UTL	L/R	5-6	Fr.-HS	Ruston, La. (Northridge HS)
6	Maribeth Gorsuch	P	R/R	5-10	So.-1L	Lewisville, Texas (Lewisville HS)
8	Emily Griggs	OF	L/R	5-1	Sr.-3L	Wichita, Kan. (Maize HS)
21	Carley Hoover	P	R/R	6-2	Sr.-3L	Clemson, S.C. (D. W. Daniel HS/Stanford)
13	Sydney Loupe	C	R/R	5-2	Sr.-3L	Slidell, La. (Pope John Paul II Catholic HS)
23	Shemiah Sanchez	INF	R/R	5-2	Jr.-2L	Newnan, Ga. (East Coweta HS)
1	Michaela Schlattman	INF/UTL	R/R	5-7	Jr.-TR	Plainfield, Ill. (Plainfield HS/Miami (Ohio))
7	Becca Schulte	INF	R/R	6-0	Jr.-TR	Andover, Kansas (Andover HS/Butler CC)
17	Amber Serrett	INF	R/R	5-6	Jr.-2L	Spring, Texas (Oak Ridge HS)
15	Sydney Springfield	INF	R/R	5-11	So.-1L	Flower Mound, Texas (Flower Mound HS)
27	Shelbi Sunseri	P/UTL	R/R	5-10	So.-1L	Santa Fe, Texas (Santa Fe HS)
9	Elyse Thornhill	UTL	L/R	5-9	Jr.-2L	Baton Rouge, La. (St. Joseph's Academy)
00	Akiya Thymes	OF	L/R	5-1	So.-1L	Brusly, La. (Brusly HS)
25	Allie Walljasper	P	R/R	6-2	Sr.-3L	Manteca, Calif. (Sierra HS)
24	Claire Weinberger	OF	L/R	5-5	So.-1L	Prairieville, La. (East Ascension HS)

COACHING STAFF

Head Coach	Beth Torina (Florida, 2000)	Volunteer Coach	Sahvanna Jaquish (LSU, 2017)
Assistant Coach	Howard Dobson (McNeese State, 1997)	Director of Operations	Quinlan Duhon (LSU, 2008)
Assistant Coach	Lindsay Leftwich (Northwestern State, 2005)	Athletic Trainer	Pamela Workman (LSU, 2004)

TIGERS BY STATE

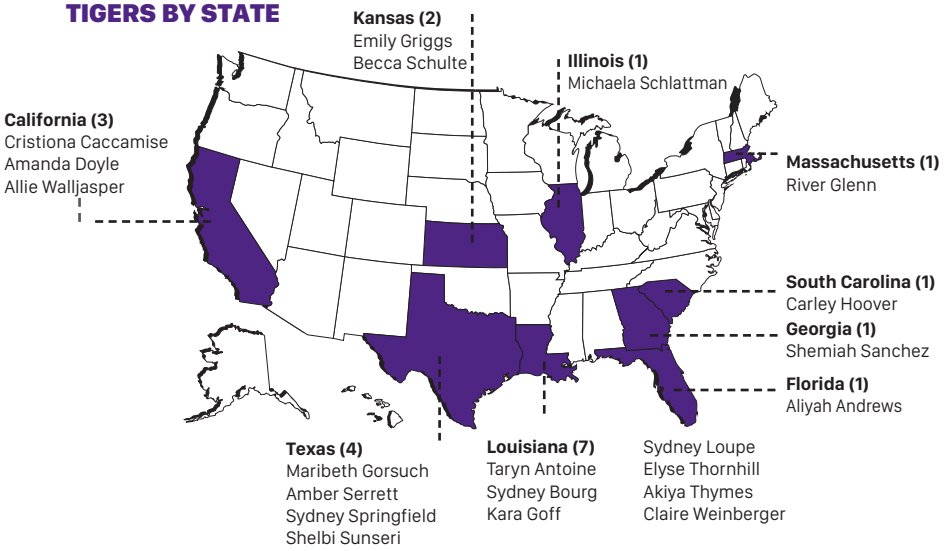

PRONUNCIATION GUIDE

Players

ALIYAH Andrews	A-LEE-Uh
Taryn ANTOINE	an-TWON
Sydney BOURG	Berg
CC Caccamise	Cee-Cee Cah-cuh-mee-see
Sydney LOUPE	Loop
Becca SCHULTE	SHULL-tee
ELYSE Thornhill	E-Lease
AKIYA THYMES	A-Kai-uh Times

Coaching Staff

Beth TORINA	tohr-REE-na

The Torina File

Career Record:	**437-241**
Record at LSU:	**308-130**
Record at FIU:	**129-111**

Head Coach – LSU

Year	Record
2012	40-25
2013	42-16
2014	38-24
2015	52-14
2016	52-18
2017	48-22
2018	36-11

Head Coach – FIU

Year	Record
2011	31-27
2010	38-21
2009	31-29
2008	29-34

YEARS	SCHOOL	NOTES
2012-Present	LSU Head Coach	Six NCAA Regionals, 2012, 2015, 2016, 2017 Women's College World Series
2008-11	Florida International University Head Coach	2010 NCAA Regionals
2003-07	University of Houston Assistant Coach	Two NCAA Regionals, 2007 Conference USA Champions
2000-02	Stetson University Assistant Coach	2001 Atlantic Sun Regular Season Champions
1997-2000	University of Florida pitcher	1998 SEC Championship Team

TORINA VS. OPPONENTS

Opponent	LSU	FIU	Totals
Alabama	9-8	0-2	9-10
Alcorn State	1-0	0-0	1-0
Arizona	4-3	0-0	4-3
Arizona State	3-2	0-1	3-3
Arkansas	11-1	1-1	12-2
Auburn	9-8	0-1	9-9
Ball State	1-0	0-1	1-1
Baylor	1-0	0-2	1-2
Bethune-Cookman	2-0	3-0	5-0
Bradley	0-0	0-1	0-1
Boston College	0-0	1-0	1-0
Boston University	1-0	1-1	2-1
BYU	3-0	0-0	3-0
California	0-2	0-0	0-2
Cal State Fullerton	2-0	0-1	2-1
Cal State Northridge	1-0	0-0	1-0
Central Arkansas	5-0	0-0	5-0
Central Connecticut State	2-0	0-0	2-0
Columbia	0-0	1-0	1-0
Connecticut	1-0	2-0	3-0
Creighton	0-0	0-1	0-1
DePaul	0-1	0-1	0-2
Drake	0-0	0-1	0-1
East Tennessee State	0-0	0-1	0-1
Eastern Illinois	1-0	2-0	3-0
Eastern Michigan	0-0	1-0	1-0
Fairfield	1-0	0-0	1-0
Florida	4-10	1-4	5-14
Florida Atlantic	5-0	7-5	12-5
Florida Gulf Coast	0-0	7-3	7-3
Florida State	3-2	0-2	3-4
Fordham	0-0	0-2	0-2
Fresno State	1-0	0-0	1-0
George Washington	2-0	3-0	5-0
Georgetown	0-0	1-0	1-0
Georgia	9-7	0-1	9-8
Georgia Southern	4-0	0-0	4-0
Georgia Tech	1-0	2-0	3-0
Hampton	1-0	0-0	1-0
Harvard	0-1	1-2	1-3
Hofstra	3-1	0-0	3-1
Illinois	1-0	0-3	1-3
Illinois-Chicago	1-0	1-0	2-0
Illinois State	4-0	1-1	5-1
Indiana	0-0	2-0	2-0
Iowa	0-0	0-1	0-1
Iowa State	1-0	0-0	1-0
Jacksonville	0-0	1-0	1-0
Jackson State	1-0	0-0	1-0
James Madison	2-1	0-0	2-1
Kansas	1-0	0-0	1-0
Kentucky	5-11	0-1	5-12
Lamar	1-0	0-0	1-0
Longwood	2-0	0-0	2-0
Long Beach State	2-0	1-0	3-0
Long Island	1-0	3-0	4-0
Louisiana-Lafayette	2-3	4-11	6-14
Louisiana-Monroe	5-0	10-4	15-4
Louisiana Tech	6-0	0-0	6-0
Louisville	1-1	0-1	1-2
Loyola Marymount	0-0	1-0	1-0
Massachusetts	1-0	0-2	1-2
McNeese State	11-1	0-0	11-1
Memphis	3-0	1-0	4-0
Michigan	1-3	0-0	1-3
Michigan State	0-0	2-1	2-1
Middle Tennessee	0-0	12-2	12-2
Minnesota	0-2	0-0	0-2
Mississippi State	12-4	0-0	12-4
Mississippi Valley State	2-0	0-0	2-0
Missouri	10-7	0-3	10-10
Murray State	1-0	0-0	1-0
Nebraska	2-0	0-0	2-0
Nevada	1-0	0-1	1-1
New Mexico	0-0	0-2	0-2
New Mexico State	1-0	0-0	1-0
Nicholls	8-0	0-0	8-0
Northwestern	2-0	0-0	2-0
Northwestern State	6-0	0-0	6-0
North Carolina	1-1	0-2	1-3
North Carolina State	2-0	1-0	3-0
North Dakota State	1-1	0-0	1-1
North Florida	1-0	4-0	5-0
North Texas	0-0	8-6	8-6
Notre Dame	2-0	0-0	2-0
Ohio State	2-0	1-2	3-2
Oklahoma	2-5	0-0	2-5
Oklahoma State	4-1	0-0	4-1
Ole Miss	11-6	0-0	11-6
Omaha	1-0	0-0	1-0
Oregon	0-4	0-0	0-4
Oregon State	2-0	1-1	3-1
Pacific	2-1	0-0	2-1
Pittsburgh	0-0	0-3	0-3
Penn State	4-3	2-1	6-4
Purdue	2-0	0-0	2-0
Providence	0-0	3-0	3-0
Quinnipiac	0-0	2-1	2-1
Radford	0-0	1-0	1-0
Robert Morris	0-0	1-0	1-0
Rutgers	0-0	0-1	0-1
Samford	2-0	0-0	2-0
San Diego State	1-0	0-0	1-0
San Jose State	1-0	0-1	1-1
Stephen F. Austin	2-0	0-0	2-0
St. John's	0-0	0-1	0-1
St. Joseph's	0-0	0-1	0-1
South Alabama	7-2	6-7	13-9
South Carolina	11-4	0-0	11-4
South Florida	1-0	0-0	1-0
Southeast Missouri	1-0	0-0	1-0
Southeastern Louisiana	5-0	0-0	5-0
Southern Illinois	0-0	1-0	1-0
SIUE	1-0	0-0	1-0
Southern Miss	4-0	0-0	4-0
Southern Utah	1-0	0-0	1-0
Stanford	1-0	0-0	1-0
Stetson	0-0	4-1	4-1
Syracuse	1-0	1-0	2-0
Temple	0-0	1-0	1-0
Tennessee	7-11	0-0	7-11
Tennessee State	1-0	0-0	1-0
Tennessee Tech	2-0	2-0	2-0
Texas	0-1	0-0	0-1
Texas-Arlington	1-0	1-1	2-1
Texas A&M-CC	0-0	1-0	1-0
Texas A&M	10-5	0-0	10-5
Texas State	1-0	0-0	1-0
Texas Southern	1-0	0-0	1-0
Texas Tech	2-0	0-0	2-0
Troy	3-0	6-7	9-7
Tulsa	1-1	0-0	1-1
UCF	1-0	2-2	3-2
UCLA	2-3	0-1	2-4
UC Santa Barbara	1-0	0-0	1-0
UNLV	1-0	0-0	1-0
Utah	0-1	0-0	0-1
Utah State	1-0	0-0	1-0
Virginia	2-0	0-0	2-0
Virginia Tech	0-0	0-1	0-1
Washington	3-1	0-0	3-1
Western Kentucky	1-0	7-5	8-5
Western Michigan	0-0	1-0	1-0
Wichita State	1-0	0-0	1-0

LSU's Record When....

WIN-LOSS SUMMARY	2018	OVERALL
Overall	36-11	1,096-380-1
Non-Conference	27-3	641-165
SEC	9-8	406-184-1
SEC Tournament	0-0	43-21
NCAA Tournament	0-0	71-43
Home	29-3	628-116-1
Away	4-6	263-149
Neutral	3-2	181-86
vs. Top 10	5-6	93-139
vs. Top 25	7-8	229-243-1
Louisiana Teams	5-0	178-14
Day Games	10-9	751-270-1
Night Games	26-2	285-83
February	14-2	288-66
March	15-4	321-95
April	7-5	293-93-1
May	0-0	149-92
Sunday	4-4	208-91-1
Monday	0-0	8-3
Tuesday	6-0	77-8
Wednesday	0-0	127-20
Thursday	4-0	57-9
Friday	13-1	217-84
Saturday	9-6	359-136
RHP Starter	36-11	956-54-1
LHP Starter	0-0	95-41
Shutouts	16-4	451-123
Run-rule Games	6-1	258-26
Extra-inning Games	7-2	79-43
One-run Games	12-3	231-121
Two-run Games	3-4	124-64
Five-run + Games	11-2	665-156
Scored 0-2 Runs	10-9	160-266
Scored 3-5 Runs	13-2	368-77-1
Scored 6-9 Runs	10-0	362-8
Scored 10 + Runs	3-0	163-1
Opp. Scored 0-2 Runs	34-2	869-83
Opp. Scored 3-5 Runs	2-6	158-140-1
Opp. Scored 6-9 Runs	0-3	21-107
Opp. Scored 10 + Runs	0-0	3-22
Scored in 1st Inning	12-1	482-41-1
Opp. Scored in 1st Inning	4-5	147-124
Scored First	28-2	852-90-1
Opp. Scored First	8-9	201-263
Leading after 6 Innings	20-2	670-24
Trailing after 6 Innings	1-7	34-255-1
Tied after 6 Innings	8-1	85-42
Made 0 Errors	16-5	494-90
Made 1 + Errors	20-6	568-262-1
Opp. Made 0 Errors	13-6	302 -173
Opp. Made 1 + Errors	23-5	776-172-1
Out-hit Opp.	33-3	834-87-1
Out-hit by Opp.	2-7	98-233
Hits are Tied	1-1	71-33

NEWS AND NOTES

Allie Walljasper and Carley Hoover Selected in NPF Draft

LSU seniors Allie Walljasper and Carley Hoover were selected in the 2018 National Pro Fastpitch Draft held Monday night. Walljasper was picked second overall to the Beijing Shougang Eagles, the first player in the Eagles organization, while Carley Hoover was picked in the second round as the ninth overall pick to the Cleveland Comets.

The two All-Americans continue LSU's legacy of placing players in the professional ranks which includes Tigers Sahvanna Jaquish, Bailey Landry, A.J. Andrews, Bianka Bell, Rachele Fico and Brittany Mack Oakes.

Dobson Returns to USA Women's National Team's Staff

Assistant coach Howard Dobson returns as an assistant for the USA Women's National Team and will help with the WBSC World Championship roster at the USA International Cup this summer.

Dobson has been heavily involved with USA Softball over the last six summers. He served as an assistant coach on the USA Softball Elite Team in 2012 and the USA Softball Women's National Team in 2013. He traveled with Team USA to the World Cup of Softball and the Canadian Open and returned as an assistant coach for the senior national team in the summer of 2014. The National Team was a Silver Medalist in the World Championships in Holland.

Dobson returned to the National Team again two years later and helped the team to silver at the Pan American Games and the defending World Champions at the World Championships in Surrey, BC in 2016.

All-Americans in the Circle

The Tigers return two All-American pitchers in the circle for the 2018 season in Carley Hoover and Allie Walljasper. The two were named to the USA Softball Top 50 Player of the Year "Watch List" on January 31. The two have combined for a total of 129 wins in there career as a Tiger. Below are the two pitcher's career stats.

LSU All-American Pitching Career Stats

Carley Hoover	661.2 innings	1.64 ERA, 740 SO, 21 shutouts, 71-28 record
Allie Walljasper	566.1 innings	1.57 ERA, 399 SO, 20 shutouts, 58-21 record
TEAM TOTALS	**1228.0 innings**	**1.61 ERA, 1139 SO, 41 shutouts, 129-49 record**

A Look at the 2018 Schedule

The Tigers will play a 56-game regular season schedule, a spring slate that features 37 home contests. The Tigers will play host to 11 teams that were in last year's NCAA tournament field and will face a total of 22 opponents that appeared in the NCAA tournament for a total of 38 games.

Under head coach Beth Torina, the Tigers have played a Top 10 strength of schedule every year. In 2014, the Tigers had the nation's toughest schedule and in 2017 and 2015, they have the second-toughest schedule.

LSU hosts four non-conference tournaments in the months of February and March. The Tigers will play each of their first 11 games at home and 21 of their first 27 in Tiger Park.

The 24-game SEC slate begins March 9 with a three-game series against Auburn. Last season, the SEC sent a record of all 13 teams to the NCAA Tournament. The eight weekends of conference play will close in May with the SEC Tournament following May 9-12.

LSU Picked Fourth in Preseason SEC Poll

The 2018 SEC Softball Preseason Coaches' Poll was release on January 17 and the Tigers predicted LSU to finish fourth in the league.

Florida, the three-time defending SEC regular-season champion, has been selected as the preseason favorite for the 2018 season. Florida received 11 first-place votes, with one going to Tennessee, who was picked to finish second. Texas A&M was picked to finish third and Alabama, who received a first-place vote, is predicted to finish behind the Tigers to round out the Top 5.

Walljasper threw 13 balls in the first inning but regained her control as she only had 20 for the rest of the game. The California native matched Ashley Lewis in 2001 as the only pitchers in LSU NCAA history to allow one hit in a game. Walljasper limited the potent FSU lineup to its fewest hits all season.

Four Trips in Six Years Under Torina

The LSU softball program has now advanced to the Women's College World Series four times under Torina and three-straight years. LSU and UCLA are the only programs that advanced to Oklahoma for three-straight years. In the six years since Torina has taken over as head coach, LSU is one of only five teams to advance to OKC at least four times.

NEWS AND NOTES

Jaquish, Hoover Named to USA National Teams

USA Softball released its rosters in early January for the 2018 Women's National Teams and All-Americans Sahvanna Jaquish and Carley Hoover earned spots on the 2018 Team USA rosters.

Jaquish was named to the World Championship roster, which is slated to compete at the World Cup of Softball and the 2018 Baseball Softball Confederation (WBSC) Women's World Championship, August 2-12 in Chiba, Japan. Jaquish previously played on the Puerto Rico National Softball Team in 2014.

Hoover will represent the United States at the Japan All-Star series and compete as a second National Team at the World Cup of Softball. Hoover previously competed on the 2016 Women's Elite Team and participated in the World Cup of the Softball.

Softball Inks Eight During Signing Period

LSU head softball coach Beth Torina and the Tigers announced the signings of eight to Nation Letters of Intent back on November 8. The class will be freshman in the fall of 2018.

The Tigers signed Georgia Clark (Houston, Texas), Morgan Cummins (Sarasota, Fla.), Karrington Houshmandzadeh (Cerritos, Calif.), Ali Kilponen (Highlands Ranch, Colo.), Jordyn Perkins (Metairie, La.), Savannah Stewart (Marietta, Ga.), Taylor Tidwell (Gonzales, La.) and Shelby Wickersham (Metairie, La.). For more information on signing day, visit LSUSports.net.

LSU to be Televised Nationally 13 Times in 2018

The 2018 SEC television and streaming scheduled was announced on January 30 and LSU will be featured nationally 13 times, the most in program history for regular season, with 26 home games scheduled to be streamed online through SEC Network+.

Games will be featured throughout the season on the ESPN family of networks, with more than 50 games schedule for the SEC Network alone.

Softball Announces Plans for Performance Center

The LSU athletic department, the Tiger Athletic Foundation and the LSU softball program is excited to announce the plans of a brand new indoor facility at Tiger Park. The LSU Softball Performance Center will be one of the top indoor facilities among college softball and the biggest indoor facility among the SEC with space of 14,500 square feet.

There will be a space specifically dedicated to a 1,279 square foot softball weight room to go along with 770 square feet on the second floor specifically for cardio equipment.

The LSU Softball Performance Center will have a full sized infield with custom, motorized netting surrounding the entire surface. This will allow the team to participate in full infield, hitting, slapping or pitching drills regardless of weather conditions outside.

Each hitting lane will have wired electricity which will provide the staff and student-athletes the capability to set up multiple batting machines throughout the facility. The facility will also be wired for a custom multi-camera system that will provide the student-athletes and staff with a chance to immediately review film during practice.

The building will also be equipped with 517 square feet of storage space and a 240 square foot locker room area. Lighting will be energy efficient with impact-resistant LED fixtures. A custom turf, that will mirror real grass in terms of playability and performance, will be installed with LSU branding through the entire indoor. Graphics will be placed throughout the interior of the facility that will honor the history of LSU softball.

A date for breaking ground and naming rights will be announced at a later date.

RECORD HUNTING

Individual Career Records

Saves

12	Britni Sneed	(1999-2002)
8	**Carley Hoover**	**(2015-Present)**

Innings Pitched

976.1	Britni Sneed	(1999-2002)
782.0	Kristin Schmidt	(2002-2004)
778.1	Emily Turner	(2004-2007)
774.0	Rachele Fico	(2010-2013)
661.2	**Carley Hoover**	**(2015-present)**

Strikeouts

1,370	Britni Sneed	1999-2002
907	Kristin Schmidt	2002-2004
797	Rachele Fico	2010-2013
778	Emily Turner	2004-2007
770	**Carley Hoover**	**(2015-present)**

TIGERS IN THE POLLS

USA Today/NFCA Coaches Poll (4/24/18)

RK	TEAM (1ST VOTES)	PTS	Record	Previous
1	UCLA (29)	797	40-3	3
2	Oregon	749	38-7	4
3	Oklahoma (3)	734	41-3	2
4	Washington	721	41-5	1
5	Florida	675	41-7	5
T-6	Georgia	617	40-7	6
T-6	Tennessee	617	40-8	7
8	Florida State	547	38-8	10
9	Arizona State	497	35-9	8
10	Arizona	477	31-13	13
11	Texas A&M	445	37-12	9
12	Auburn	437	38-11	11
13	LSU	422	35-11	15
14	South Carolina	397	37-11	12
15	Michigan	391	38-7	14
16	Arkansas	311	34-11	16
17	Long Beach State	284	36-9	18
18	Alabama	250	27-15	17
19	Baylor	201	29-13	21
20	Kentucky	190	28-15	20
21	Texas State	131	35-10	23
22	Louisiana	125	31-12	22
23	Mississippi State	108	33-15	19
24	Hofstra	82	34-8	25
25	Oklahoma State	41	34-14	24

Receiving Votes: Drake (35), California (28), Northwestern (23), Ohio State (19), James Madison (18), Mercer (6), Wichita State (6), Boise State (5), Kennesaw State (5), Fresno State (4), Oregon State (3), Minnesota (1), Saint Francis (Pa.) (1).

ESPN.com/USA Softball Poll (4/24/18)

RK	TEAM (1ST VOTES)	PTS	'18 Record	Previous
1	UCLA (17)	497	40-3	3
2	Oregon (1)	473	38-7	4
3	Oklahoma (2)	456	41-3	2
4	Washington	447	41-5	1
5	Florida	423	41-7	5
6	Florida State	372	38-8	8
7	Tennessee	365	40-8	10
8	Georgia	358	40-7	7
9	Arizona State	348	35-9	6
10	Michigan	305	38-7	11
11	Arizona	278	31-13	14
12	Texas A&M	269	37-12	9
13	South Carolina	263	37-11	12
14	LSU	247	35-11	15
15	Auburn	244	38-11	13
16	Arkansas	190	34-11	16
17	Alabama	149	27-15	17
18	Kentucky	144	28-15	18
19	Long Beach State	140	36-9	20
20	Baylor	117	29-13	21
21	Oklahoma State	86	34-14	19
22	Louisiana	76	31-12	23
23	Texas State	52	35-10	24
24	Hofstra	44	34-8	25
25	Mississippi State	37	33-15	22

Receiving votes: Drake (25), Minnesota (18), Northwestern (16), Oregon State (15), California (12), Ohio State (12), Wichita State (12), James Madison (10)

LAST TIME A TIGER....

Scored three runs in a game:	Emily Griggs, vs. Fresno State, 02/24/18
Scored four runs in a game:	Bianka Bell, Kellsi Kloss, Bailey Landry, Amber Serrett, Jenna Kreamer, at Louisiana Tech, 03/15/16
Had four hits in a game:	Emily Griggs, at Tennessee, 04/13/18
Had five hits in a game:	Sahvanna Jaquish, at South Carolina, 04/19/14
Had five RBIs in a game:	Amanda Doyle, vs. Fresno State, 02/24/18
Had six RBIs in a game:	Sydney Springfield, at Kansas, 03/17/17
Had seven RBIs in a game:	Stephanie Hill, Nicholls State, 04/01/04
Had nine RBIs in a game:	Bianka Bell, at Louisiana Tech, 03/15/16
Had two doubles in a game:	Amanda Doyle, vs. Texas A&M, 04/21/18
Had three doubles in a game:	Allison Falcon, vs. Louisville, 05/16/14
Had two triples in a game:	Constance Quinn, vs. Bethune-Cookman, 02/23/17
Had two home runs in a game:	Shemiah Sanchez, at McNeese State, 04/03/16
Had three home runs in a game:	Bianka Bell, Kellsi Kloss, at Louisiana Tech, 03/15/16
Hit a grand slam:	Allie Walljasper, Northwestern St., 04/17/18
Lead off game with home run:	Kirsten Shortridge, at Hawai``i, 02/07/09
Lead off inning with home run:	Amanda Doyle, Ole Miss, 04/08/18
Hit an inside-the-park home run:	Kailey McCasland, Central Arkansas, 02/13/15
Hit a walk-off home run to win regulation game:	Shelbi Sunseri, Ole Miss, 04/07/18
Hit a walk-off home run to win an extra inning game:	Amanda Doyle, No. 13 Baylor , 03/24/18
Had eight total bases in a game:	Bianka Bell, vs. No. 16 Georgia, 06/05/15
Had nine total bases in a game:	Shemiah Sanchez, at McNeese, 04/03/18
Had 10 total bases in a game:	Kellsi Kloss, at No. 14 Tennessee, 04/12/15
Had 13 total bases in a game:	Bianka Bell, at Louisiana Tech, 03/15/16
Had 14 total bases in a game:	Kellsi Kloss, at Louisiana Tech, 03/15/16
Drew three walks in a game:	Taryn Antoine, Northwestern St., 04/17/18
Drew four walks in a game:	Sahvanna Jaquish, Missouri, 04/29/17
Drew two intentional walks in a game:	Amanda Doyle, Auburn, 03/11/18
Drew three intentional walks in a game:	Stephanie Hill, at Ole Miss [Gm 1], 04/17/04
Hit by pitch twice in a game:	Bianka Bell, Bailey Landry, at Louisiana Tech, 03/15/16
Struck out three times in a game:	Amber Serrett, North Dakota St., 03/24/18
Struck out four times in a game:	Taryn Antoine, Ole Miss, 04/06/18
Struck out five times in a game:	Ashley Lewis, Southern Miss, 05/20/00
Had two sacrifice hits in a game:	Emily Griggs, Auburn, 03/10/18
Had three sacrifice hits in a game:	Tara Asbill, at Alabama [Gm 1], 05/05/00
Had two sacrifice flies in a game:	Sahvanna Jaquish, vs. No. 13 Arizona, 02/20/15
Had two stolen bases in a game:	Aliyah Andrews, Southern Utah, 02/17/18
Had three stolen bases in a game:	Emily Griggs, Tennessee State, 02/07/15
Had four stolen bases in a game:	Aliyah Andrews, Oregon State, 02/17/18
Seven-inning complete-game shutout:	Carley Hoover, Texas A&M, 04/20/18
Extra-inning complete-game shutout:	Maribeth Gorsuch, Illinois St. [10 IP], 03/02/18
Tossed a perfect game:	Sydney Smith vs. Tennessee Tech [5 IP], 03/04/16
Tossed a no-hitter:	Carley Hoover, South Alabama, 04/24/18
Seven-inning no-hitter:	Carley Hoover, South Alabama, 04/24/18
Seven-inning complete-game one-hitter:	Allie Walljasper, vs. Florida State, 5/27/17
Recorded 13 strikeouts in a game:	Carley Hoover, at Tennessee, 04/14/18
Recorded 14 strikeouts in a game:	Rachele Fico, Tulsa, 02/09/13
Recorded 15 strikeouts in a game:	Carley Hoover, Texas Tech, 02/28/15
Recorded 16 strikeouts in a game:	Dani Hofer, vs. South Florida , 03/16/08
Recorded 17 strikeouts in a game:	Brittany Mack, at No. 10 Missouri [Gm 1], 05/27/11
Recorded 18 strikeouts in a game:	Rachele Fico, vs. Syracuse, 05/20/11
Recorded 19 strikeouts in a game:	Britni Sneed, vs. Oklahoma, 05/26/01
Recorded 22 strikeouts in a game:	Rachele Fico, at Mississippi State, 03/08/13
Pitched 10+ innings:	Maribeth Gorsuch, Illinois St. [10 IP], 03/02/18
Pitched 11+ innings:	Ashley Czechner, vs. Harvard, 02/28/14
Pitched 13+ innings:	Rachele Fico, at Mississippi State [14 IP], 03/08/13
Pitched 19+ innings:	Allie Walljasper, Ole Miss, 04/06/18
Had 18 putouts:	Morgan Russell, vs. Syracuse, 05/20/11
Had 19 putouts:	Jennifer Schuelke, vs. Oklahoma, 05/26/01
Had 23 putouts:	Lauren Houston, at Mississippi State, 03/08/13
Had 26 putouts:	Amanda Doyle, Ole Miss, 04/11/18
Had six assists:	Carley Hoover, Louisiana Tech, 02/16/18
Had seven assists:	Shemiah Sanchez, South Alabama, 04/25/17
Had eight assists:	Bianka Bell, at Arkansas, 04/29/16
Had 10 assists:	Becca Schulte, Ole Miss, 04/06/18
Had two errors:	Shemiah Sanchez, North Dakota St., 03/24/18
Had three errors:	Amber Serrett, Missouri, 04/29/17
Had four errors:	Andrea Smith, vs. Arizona, 05/26/06

Inning-by-Inning

SCORE BY INNINGS	1	2	3	4	5	6	7	8	9	10 +	TOTALS
LSU	23	25	37	40	30	14	13	2	1	6	191
Opponents	12	9	13	9	6	15	12	2	1	1	80

HONORS & AWARDS

Aliyah Andrews
- SEC Player of the Week (03/13/18)

Carley Hoover
- 2018 USA Softball Player of the Year Top 50 Watch List
- NFCA Co-Pitcher of the Week (03/13/18)
- Senior CLASS Award Top 30

Allie Walljasper
- 2018 USA Softball Player of the Year Top 50 Watch List
- SEC Pitcher of the Week (04/10/18)
- Senior CLASS Award Top 30
- Senior CLASS Award Top 10

2018 Overall Stats

Record: 36-11 Home: 29-3 Away: 4-6 Neutral: 3-2 SEC: 9-8

Player	avg	gp-gs	ab	r	h	2b	3b	hr	rbi	tb	slg%	bb	hp	so	gdp	ob%	sf	sh	sb-att	po	a	e	fld%
4 Aliyah Andrews	.341	47-47	164	30	56	2	1	0	7	60	.366	10	1	13	0	.383	0	4	35-36	57	0	2	.966
22 Amanda Doyle	.340	47-47	150	20	51	14	0	6	42	83	.553	17	0	21	1	.398	4	0	0-1	325	20	3	.991
8 Emily Griggs	.315	47-47	149	25	47	5	2	1	18	59	.396	23	0	12	0	.405	1	7	3-4	40	1	0	1.000
17 Amber Serrett	.239	47-47	134	23	32	3	0	5	27	50	.373	17	1	30	1	.325	2	4	2-2	57	89	9	.942
23 Shemiah Sanchez	.236	46-44	123	16	29	8	0	4	22	49	.398	23	2	18	0	.358	3	0	1-1	39	87	9	.933
1 Michaela Schlattman	.198	37-34	96	13	19	1	0	2	6	26	.271	7	2	18	3	.267	0	1	1-1	214	11	2	.991
7 Becca Schulte	.179	47-47	117	17	21	7	0	1	9	31	.265	21	1	17	1	.305	2	3	7-8	100	85	7	.964
---																							
24 Claire Weinberger	.303	23-14	33	11	10	2	0	0	2	12	.364	6	0	7	1	.410	0	0	0-0	11	0	0	1.000
16 Taryn Antoine	.282	37-31	78	10	22	5	0	0	6	27	.346	14	0	14	0	.383	2	1	5-6	16	0	1	.941
9 Elyse Thornhill	.258	21-6	31	4	8	1	0	0	1	9	.290	5	1	3	0	.378	0	0	1-1	13	2	0	1.000
15 Sydney Springfield	.237	28-24	59	6	14	2	0	2	10	22	.373	14	0	13	2	.384	0	0	0-0	49	0	0	1.000
25 Allie Walljasper	.209	18-14	43	2	9	1	0	2	6	16	.372	3	0	6	1	.261	0	1	0-0	5	49	3	.947
27 Shelbi Sunseri	.208	21-19	53	7	11	2	1	5	10	30	.566	9	0	13	0	.323	0	1	0-0	0	2	0	1.000
44 CC Caccamise	.125	17-9	8	1	1	0	0	0	0	1	.125	0	0	3	0	.125	0	0	0-0	78	2	2	.976
5 Kara Goff	.111	12-1	9	3	1	1	0	0	4	2	.222	4	1	4	0	.429	0	0	0-0	0	0	0	.000
0 Akiya Thymes	.083	21-2	12	3	1	0	0	0	0	1	.083	2	0	2	0	.214	0	0	4-5	2	0	0	1.000
13 Sydney Loupe	.000	5-3	1	0	0	0	0	0	0	0	.000	0	0	0	0	.000	0	0	0-0	17	0	0	1.000
6 Maribeth Gorsuch	.000	2-2	1	0	0	0	0	0	0	0	.000	0	0	1	0	.000	0	0	0-0	1	6	0	1.000
Totals	.263	47	1261	191	332	54	4	28	170	478	.379	175	9	195	10	.354	14	22	59-65	1028	384	40	.972
Opponents	.176	47	1227	80	216	25	3	14	69	289	.236	84	21	327	4	.240	3	23	54-60	970	380	45	.968

LOB - Team (324), Opp (255). DPs turned - Team (14), Opp (22). CI - Team (1), Caccamise 1. IBB - Team (3), Doyle 3.

(All games Sorted by Earned run avg)

Player	era	w-l	app	gs	cg	sho	sv	ip	h	r	er	bb	so	2b	3b	hr	b/avg	wp	hp	bk	sfa	sha
25 Allie Walljasper	1.05	13-4	21	17	11	5/1	0	133.0	85	25	20	23	108	9	2	6	.175	4	5	0	1	9
21 Carley Hoover	1.11	16-5	24	18	18	8/0	1	139.1	77	33	22	44	172	8	0	6	.160	11	11	0	1	10
6 Maribeth Gorsuch	2.15	6-2	12	11	5	1/1	0	62.0	48	20	19	12	46	8	1	2	.210	1	5	0	1	3
---																						
27 Shelbi Sunseri	1.68	1-0	3	1	1	0/2	0	8.1	6	2	2	5	1	0	0	0	.194	0	0	0	0	1
Totals	1.29	36-11	47	47	35	16/2	1	342.2	216	80	63	84	327	25	3	14	.176	16	21	0	3	23
Opponents	3.42	11-36	47	47	20	4/1	1	323.1	332	191	158	175	195	54	4	28	.263	20	9	0	14	22

PB - Team (6), Schlattman 4, Caccamise 2, Opp (7). SBA/ATT - Schlattman (31-36), Hoover (22-28), Walljasper (21-21), Caccamise (14-15), Gorsuch (10-10), Springfield (8-8), Sunseri (1-1), Loupe (1-1).

2018 SEC Stats

Record: 9-8 Home: 7-2 Away: 2-6 SEC: 9-8

Player	avg	gp-gs	ab	r	h	2b	3b	hr	rbi	tb	slg%	bb	hp	so	gdp	ob%	sf	sh	sb-att	po	a	e	fld%
8 Emily Griggs	.345	17-17	58	4	20	1	0	0	2	21	.362	7	0	3	0	.409	1	4	1-1	18	1	0	1.000
4 Aliyah Andrews	.324	17-17	68	7	22	0	1	0	1	24	.353	3	0	5	0	.352	0	1	8-8	26	0	1	.963
16 Taryn Antoine	.277	16-15	47	3	13	4	0	0	3	17	.362	3	0	10	0	.314	1	1	2-2	9	0	1	.900
22 Amanda Doyle	.254	17-17	63	4	16	6	0	1	8	25	.397	5	0	7	0	.304	1	0	0-0	134	3	1	.993
23 Shemiah Sanchez	.196	17-16	51	2	10	4	0	0	6	14	.275	5	2	5	0	.283	2	0	0-0	13	39	3	.945
7 Becca Schulte	.196	17-17	46	5	9	4	0	0	2	13	.283	5	1	6	0	.288	0	3	2-2	39	41	1	.988
1 Michaela Schlattman	.186	16-14	43	5	8	1	0	0	2	9	.209	3	0	7	2	.239	0	1	0-0	101	4	1	.991
17 Amber Serrett	.121	17-17	58	3	7	1	0	0	4	8	.138	2	0	14	1	.150	0	2	0-0	24	35	5	.922
----------																							
15 Sydney Springfield	.214	8-5	14	0	3	0	0	0	2	3	.214	4	0	4	1	.389	0	0	0-0	14	0	0	1.000
27 Shelbi Sunseri	.167	12-11	36	3	6	1	0	3	4	16	.444	6	0	8	0	.286	0	0	0-0	0	0	0	.000
25 Allie Walljasper	.143	3-2	7	0	1	0	0	0	0	1	.143	0	0	0	0	.143	0	0	0-0	3	15	2	.900
9 Elyse Thornhill	.125	10-3	16	2	2	0	0	0	0	2	.125	3	0	2	0	.263	0	0	0-0	8	1	0	1.000
24 Claire Weinberger	.000	8-2	4	1	0	0	0	0	0	0	.000	0	0	1	0	.000	0	0	0-0	2	0	0	1.000
5 Kara Goff	.000	2-0	2	0	0	0	0	0	0	0	.000	0	0	1	0	.000	0	0	0-0	0	0	0	.000
44 CC Caccamise	.000	3-2	1	0	0	0	0	0	0	0	.000	0	0	1	0	.000	0	0	0-0	19	0	0	1.000
0 Akiya Thymes	.000	6-0	0	1	0	0	0	0	0	0	.000	0	0	0	0	.000	0	0	0-1	0	0	0	.000
Totals	.228	17	514	40	117	22	1	4	34	153	.298	46	3	74	4	.292	5	12	13-14	410	157	16	.973
Opponents	.202	17	501	43	101	11	2	11	35	149	.297	35	8	123	1	.265	0	7	27-30	411	177	16	.974

LOB - Team (129), Opp (98). DPs turned - Team (8), Opp (7). IBB - Team (2), Doyle 2.

(SEC games only Sorted by Earned run avg)

Player	era	w-l	app	gs	cg	sho	sv	ip	h	r	er	bb	so	2b	3b	hr	b/avg	wp	hp	bk	sfa	sha
21 Carley Hoover	1.68	5-4	12	7	7	3/0	1	62.1	42	21	15	22	81	3	0	4	.188	7	5	0	0	2
25 Allie Walljasper	1.73	3-2	8	6	3	0/0	0	52.2	41	15	13	9	32	6	1	5	.209	0	1	0	0	4
6 Maribeth Gorsuch	2.26	1-2	4	4	1	0/0	0	21.2	18	7	7	4	10	2	1	2	.222	1	2	0	0	1
Totals	1.79	9-8	17	17	11	3/0	1	136.2	101	43	35	35	123	11	2	11	.202	8	8	0	0	7
Opponents	1.64	8-9	17	17	8	2/1	1	137.0	117	40	32	46	74	22	1	4	.228	7	3	0	5	12

PB - Team (4), Schlattman 2, Caccamise 2, Opp (5). SBA/ATT - Schlattman (17-20), Hoover (13-16), Walljasper (9-9), Caccamise (5-5), Springfield (5-5), Gorsuch (5-5).

Results

DATE	OPPONENT	RESULT	INN	LSU R-H-E	OPP. R-H-E	RECORD [SEC]	PITCHER OF RECORD	ATT	TIME
02/08	**Illinois-Chicago**	**W, 3-0**	**7**	**3-4-0**	**0-2-0**	**1-0 [0-0]**	**Hoover [1-0]**	**1171**	**1:53**
02/09	**UT Arlington!**	**W, 9-2**	**7**	**9-11-1**	**2-6-1**	**2-0 [0-0]**	**Sunseri [1-0]**	**1458**	**2:36**
02/09	**Southern Miss!**	**W, 4-0**	**7**	**4-5-2**	**0-4-2**	**3-0 [0-0]**	**Walljasper [1-0]**	**1458**	**1:48**
02/11	**UMass!**	**W, 7-0**	**7**	**7-10-2**	**0-2-1**	**4-0 [0-0]**	**Walljasper [2-0]**	**533**	**1:52**
02/13	**ULM**	**W, 10-0**	**5**	**10-10-1**	**0-1-2**	**5-0 [0-0]**	**Hoover [2-0]**	**1507**	**1:39**
02/16	**Central Arkansas@**	**W, 3-0**	**7**	**3-7-0**	**0-2-2**	**6-0 [0-0]**	**Walljasper [3-0]**	**1064**	**1:45**
02/16	**Louisiana Tech@**	**W, 2-1**	**9**	**2-8-1**	**1-3-0**	**7-0 [0-0]**	**Hoover [3-0]**	**1365**	**2:36**
02/17	**Southern Utah@**	**W, 13-1**	**5**	**13-6-1**	**1-2-2**	**8-0 [0-0]**	**Gorsuch [1-0]**	**1435**	**1:49**
02/17	**Oregon State@**	**W, 3-2**	**7**	**3-9-1**	**2-5-1**	**9-0 [0-0]**	**Walljasper [4-0]**	**1684**	**2:05**
02/18	**Oregon State@**	**W, 1-0**	**7**	**1-3-0**	**0-3-0**	**10-0 [0-0]**	**Hoover [4-0]**	**1392**	**1:34**
02/22	vs. San Jose State%	W, 4-0	7	4-10-0	0-5-0	11-0 [0-0]	Hoover [5-0]	271	1:44
02/22	at Pacific%	W, 9-0	5	9-11-1	0-3-3	12-0 [0-0]	Walljasper [5-0]	354	1:55
02/23	vs. Nevada%	W, 5-2	7	5-5-1	2-6-2	13-0 [0-0]	Gorusch [2-0]	245	1:46
02/24	vs. Fresno State#	W, 10-2	5	10-8-0	2-4-1	14-0 [0-0]	Hoover [6-0]	1256	1:58
02/24	vs. No. 3/4 UCLA#	L, 9-1	5	1-2-0	9-13-0	14-1 [0-0]	Walljasper [5-1]	1625	1:51
02/25	vs. No. 5/2 Oregon#	L, 4-0	7	0-2-1	4-3-0	14-2 [0-0]	Hoover [6-1]	857	1:48
03/02	**Illinois State$**	**W, 1-0**	**10**	**1-6-1**	**0-1-0**	**15-2 [0-0]**	**Gorsuch [3-0]**	**1034**	**2:38**
03/02	**No. 23/RV McNeese St.$**	**W, 2-0**	**7**	**2-4-0**	**0-2-3**	**16-2 [0-0]**	**Walljasper [6-1]**	**1589**	**2:00**
03/03	**Purdue$**	**W, 6-2**	**7**	**6-8-1**	**2-6-1**	**17-2 [0-0]**	**Walljasper [7-1]**	**1588**	**2:07**
03/03	**Florida Atlantic$**	**W, 6-1**	**7**	**6-8-0**	**1-4-0**	**18-2 [0-0]**	**Hoover [7-1]**	**1588**	**2:06**
03/04	**Florida Atlantic$**	**W, 5-1**	**7**	**5-7-2**	**1-5-1**	**19-2 [0-0]**	**Walljasper [8-1]**	**1294**	**1:49**
03/09	**No. 10/10 Auburn**	**W, 3-2**	**14**	**3-14-0**	**2-11-4**	**20-2 [1-0]**	**Hoover [8-1]**	**1543**	**4:17**
03/10	**No. 10/10 Auburn**	**W, 3-2**	**7**	**3-8-1**	**2-4-1**	**21-2 [2-0]**	**Walljasper [9-1]**	**2198**	**2:12**
03/11	**No. 10/10 Auburn**	**W, 1-0**	**7**	**1-5-1**	**0-3-0**	**22-2 [3-0]**	**Hoover [9-1]**	**1784**	**1:34**
03/13	**Western Kentucky**	**W, 7-3**	**7**	**7-12-0**	**3-7-1**	**23-2 [3-0]**	**Walljasper [10-1]**	**1178**	**2:16**
03/17	at No. 24/23 Kentucky	L, 4-1	7	1-5-0	4-6-1	23-3 [3-1]	Hoover [9-2]	789	1:44
03/18	at No. 24/23 Kentucky	L, 2-0	7	0-5-2	2-6-0	23-4 [3-2]	Walljasper [10-2]	1203	1:47
03/22	**BYU**	**W, 2-1**	**12**	**2-7-2**	**1-4-1**	**24-4 [3-2]**	**Hoover [10-2]**	**1302**	**3:26**
03/23	**BYU**	**W, 8-0**	**5**	**8-10-0**	**0-2-1**	**25-4 [3-2]**	**Gorsuch [4-0]**	**1297**	**1:28**
03/24	**No. 13 Baylor**	**W, 5-3**	**8**	**5-6-2**	**3-9-1**	**26-4 [3-2]**	**Hoover [11-2]**	**1246**	**2:12**
03/24	**North Dakota State**	**L, 1-0**	**9**	**0-5-3**	**1-4-1**	**26-5 [3-2]**	**Walljasper [10-3]**	**1588**	**2:22**
03/27	**Southern Miss**	**W, 4-1**	**7**	**4-8-0**	**1-5-0**	**27-5 [3-2]**	**Gorsuch [5-0]**	**1181**	**1:49**
03/30	at Missouri-1	W, 2-1	10	2-1-7	1-6-3	28-5 [4-2]	Hoover [12-2]	1296	2:42
03/30	at Missouri-2	W, 9-2	7	9-12-0	2-5-1	29-5 [5-2]	Gorsuch [6-0]	1296	2:22
03/31	at Missouri	L, 5-4	7	4-10-1	5-3-1	29-6 [5-3]	Hoover [12-3]	874	2:02
04/03	at McNeese	W, 9-1	5	9-9-0	1-1-0	30-6 [5-3]	Hoover [13-3]	1228	1:49
04/06	**Ole Miss**	**W, 2-1**	**19**	**2-8-2**	**1-7-0**	**31-6 [6-3]**	**Walljasper [11-3]**	**1519**	**4:34**
04/07	**Ole Miss**	**W, 1-0**	**7**	**1-3-0**	**0-2-0**	**32-6 [7-3]**	**Hoover [14-3]**	**1789**	**1:56**
04/08	**Ole Miss**	**L, 3-1**	**7**	**1-2-2**	**3-8-0**	**32-7 [7-4]**	**Gorsuch [6-1]**	**1837**	**1:48**
04/13	at No. 10/13 Tennessee	L, 4-2	7	2-9-0	4-9-0	32-8 [7-5]	Walljasper [11-4]	2223	2:15
04/14	at No. 10/13 Tennessee	L, 3-2	7	2-5-0	3-3-2	32-9 [7-6]	Hoover [14-4]	2152	2:21
04/14	at No. 10/13 Tennessee	L, 6-4	8	4-8-2	6-9-1	32-10 [7-7]	Hoover [14-5]	2123	2:36
04/17	**Northwestern St.**	**W, 8-0**	**5**	**8-8-0**	**0-2-0**	**33-10 [7-7]**	**Walljasper [12-4]**	**1309**	**1:37**
04/20	**No. 9/9 Texas A&M**	**W, 2-0**	**7**	**2-5-0**	**0-3-2**	**34-10 [8-7]**	**Hoover [15-5]**	**1696**	**1:56**
04/21	**No. 9/9 Texas A&M**	**W, 3-2**	**7**	**3-8-4**	**2-6-0**	**35-10 [9-7]**	**Walljasper [13-4]**	**2361**	**2:12**
04/22	**No. 9/9 Texas A&M**	**L, 6-0**	**7**	**0-3-0**	**6-10-0**	**35-11 [9-8]**	**Gorsuch [6-2]**	**1759**	**2:09**
04/24	**South Alabama**	**W, 4-0**	**7**	**4-6-1**	**0-0-1**	**36-11 [9-8]**	**Hoover [16-5]**	**1250**	**1:56**

Rankings reflect NFCA and USA Softball Top 25 on day of competition; Home games are bolded and played at Tiger Park; !-Tiger Classic; @-Purple and Gold Challenge; %-Libby Matons Tournament, #-Mary Nutter Collegiate Classic; $-LSU Invitational; &-LSU Round Robin; [SEC]-SEC contest; ^-SEC Tournament

Hitting Streaks, MULTI-HIT, MULTI-RBI

HITTING STREAKS

PLAYER	LONGEST	CURRENT
Aliyah Andrews	10	3
Amanda Doyle	8	-
Taryn Antoine	8	-
Emily Griggs	6	4
Michaela Schlattman	5	-
Amber Serrett	5	1
Becca Schulte	4	-
Shemiah Sanchez	4	1
Sydney Springfield	4	-
Allie Walljasper	3	-
Claire Weinberger	3	-
Shelbi Sunseri	3	1
Elyse Thornhill	2	1
CC Caccamise	1	-
Akiya Thymes	1	-
Kara Goff	1	-

MULTIPLE RBI GAMES

PLAYER	2	3	4	5+	TOTAL
Amanda Doyle	7	2	1	1	11
Amber Serrett	5	3	-	-	8
Emily Griggs	4	1	-	-	5
Shemiah Sanchez	3	1	1	-	5
Shelbi Sunseri	2	1	-	-	3
Sydney Springfield	1	-	1	-	2
Allie Walljasper	-	-	1	-	1
Kara Goff	-	1	-	-	1
Becca Schulte	-	1	-	-	1
M. Schlattman	-	1	-	-	1
Aliyah Andrews	1	-	-	-	1

MULTIPLE HIT GAMES

PLAYER	2	3	4	5+	TOTAL
Aliyah Andrews	12	2	1	-	15
Amanda Doyle	13	2	-	-	15
Emily Griggs	7	3	1	-	11
Amber Serrett	6	-	-	-	6
Shelbi Sunseri	3	-	-	-	3
M. Schlattman	3	-	-	-	3
Shemiah Sancehz	3	1	-	-	4
Sydney Springfield	2	-	-	-	2
Becca Schulte	2	1	-	-	3
Taryn Antoine	2	-	-	-	2
Allie Walljasper	1	-	-	-	1
Claire Weinberger	1	-	-	-	1

Home Run Tracker

HOME RUN TRACKER

NO.	PLAYER	OPPONENT (DATE)	PITCHER	ON-BASE	INNING	OUTS	COUNT	SCORE	FINAL
1	**Shemiah Sanchez [1]**	**UMass (2/11/18)**	**Colleran**	**1**	**1**	**1**	**3-2**	**0-0**	**W, 7-0**
2	Amber Serrett [1]	UMass (2/11/18)	Oliver	2	5	2	0-1	4-0	W, 7-0
3	Amanda Doyle [1]	Southern Utah (2/17/18)	Lilly	1	3	2	2-2	2-1	W, 13-1
4	Amanda Doyle [2]	vs. San Jose State (2/22/18)	Aurin	1	1	1	2-2	1-0	W, 4-0
5	Becca Schulte [1]	at Pacific (2/22/18)	Walters	1	4	0	0-1	2-0	W, 9-0
6	Allie Walljasper [1]	vs. Nevada (2/23/18)	Jensen	0	3	0	3-1	0-2	W, 5-2
7	**Emily Griggs [1]**	**vs. Fresno State (2/24/18)**	**Kennedy-Cummings**	**1**	**3**	**0**	**2-0**	**1-1**	**W, 10-2**
8	**Amber Serrett [2]**	**McNeese State (03/02/18)**	**Settle**	**1**	**7**	**2**	**2-1**	**0-0**	**W, 2-0**
9	**Amanda Doyle [3]**	**Purdue (03/03/18)**	**Bates**	**2**	**5**	**1**	**2-2**	**2-2**	**W, 6-2**
10	**Sydney Springfield [1]**	**Florida Atlantic (03/04/18)**	**Lokeinsky**	**3**	**1**	**1**	**2-0**	**0-0**	**W, 5-1**
11	**Amber Serrett [3]**	**WKU (03/13/18)**	**Nunn**	**2**	**3**	**0**	**0-0**	**0-3**	**W, 7-3**
12	Sydney Springfield [2]	WKU (03/13/18)	Aikey	0	5	1	1-0	5-3	W, 7-3
13	**Michaela Schlattman [1]**	**BYU (03/23/18)**	**Moffat**	**2**	**1**	**1**	**0-0**	**0-0**	**W, 8-0**
14	**Amber Serrett [4]**	**No. 13 Baylor**	**Rodoni**	**1**	**5**	**0**	**0-0**	**0-2**	**W, 5-3**
15	**Shemiah Sanchez [2]**	**No. 13 Baylor**	**Rodoni**	**0**	**7**	**0**	**0-2**	**2-3**	**W, 5-3**
16	**Amanda Doyle [4]**	**No. 13 Baylor**	**Rodoni**	**1**	**8**	**0**	**0-0**	**3-3**	**W, 5-3**
17	Shelbi Sunseri [1]	Southern Miss	Robles	0	2	2	0-1	1-0	W, 4-1
18	Shelbi Sunseri [2]	at Missouri	Daniel	1	7	0	1-0	6-1	W, 9-2
19	Shelbi Sunseri [3]	at Missouri	Norman	0	6	1	2-1	3-0	L, 5-4
20	**Shemiah Sanchez [3]**	**at McNeese State**	**Settle**	**2**	**1**	**1**	**0-1**	**0-0**	**W, 9-1**
21	Amanda Doyle [5]	at McNeese State	Coons	2	2	1	0-0	3-0	W, 9-1
22	Shemiah Sanchez [4]	at McNeese State	Coons	0	2	1	3-2	6-0	W, 9-1
23	Michaela Schlattman [2]	at McNeese State	Coons	0	2	2	3-2	7-0	W, 9-1
24	Amber Serrett [5]	at McNeese State	Coons	0	2	2	2-0	8-0	W, 9-1
25	**Shelbi Sunseri [4]**	**Ole Miss**	**Tillmann**	**0**	**7**	**0**	**0-0**	**0-0**	**W, 1-0**
26	Amanda Doyle [6]	Ole Miss	Lee	0	7	0	0-2	0-3	L, 3-1
27	Allie Walljasper [2]	Northwestern St.	Brown	3	4	1	2-2	1-0	W, 8-0
28	**Shelbi Sunseri**	**South Alabama**	**Brown**	**2**	**6**	**0**	**2-2**	**0-0**	**W, 4-0**

Bold represents game tying or go-ahead home run

Starting Lineups

INNING-BY-INNING

	1	2	3	4	5	6	7	Ex	To
LSU	23	25	37	40	30	14	13	9	191
Opponent	12	9	13	9	6	15	12	4	80

RECORD WHEN LEADING

Inn	1	2	3	4	5	6
W-L	11-1	14-2	21-1	25-1	20-1	20-2

RECORD WHEN TRAILING

Inn	1	2	3	4	5	6
W-L	3-5	5-6	3-6	3-7	0-6	1-7

RECORD WHEN TIED

Inn	1	2	3	4	5	6
W-L	22-5	17-3	12-4	8-3	9-3	8-1

STARTERS BY POSITION

P	STARTS	RECORD
Allie Walljasper	17	13-4
Carley Hoover	18	13-5
Maribeth Gorsuch	11	9-2
Shelbi Sunseri	1	1-0

C	STARTS	RECORD
Michaela Schlattman	27	18-9
Sydney Springfield	8	7-1
CC Caccamise	9	8-1
Sydney Loupe	3	3-0

1B	STARTS	RECORD
Amanda Doyle	44	34-10
Elyse Thornhill	2	1-1
Sydney Springfield	1	1-0

2B	STARTS	RECORD
Becca Schulte	47	36-11

SS	STARTS	RECORD
Amber Serrett	47	36-11

3B	STARTS	RECORD
Shemiah Sanchez	44	34-10
Amanda Doyle	3	2-1

LF	STARTS	RECORD
Aliyah Andrews	47	36-11

CF	STARTS	RECORD
Emily Griggs	47	36-11

RF	STARTS	RECORD
Taryn Antoine	31	22-9
Claire Weinberger	14	12-2
Akiya Thymes	2	2-0

DP	STARTS	RECORD
Sydney Springfield	15	12-3
Shelbi Sunseri	18	12-6
Michaela Schlattman	7	6-1
Elyse Thornhill	4	3-1
Allie Walljasper	2	2-0
Kara Goff	1	1-0

STARTERS BY LINEUP SPOT

LEADOFF	STARTS	RECORD
Aliyah Andrews	40	29-11
Emily Griggs	7	7-0

2ND	STARTS	RECORD
Emily Griggs	33	25-8
Aliyah Andrews	7	6-0
Taryn Antoine	7	4-3

3RD	STARTS	RECORD
Amber Serrett	15	12-3
Amanda Doyle	14	9-5
Shemiah Sanchez	9	9-0
Emily Griggs	7	4-3
Michaela Schlattman	2	2-0

CLEANUP	STARTS	RECORD
Amanda Doyle	33	27-6
Michaela Schlattman	7	5-2
Shemiah Sanchez	5	4-1
Shelbi Sunseri	2	0-2

5TH	STARTS	RECORD
Sydney Springfield	16	13-3
Allie Walljasper	7	7-0
Shemiah Sanchez	15	9-6
Michaela Schlattman	3	2-1
Shelbi Sunseri	5	4-1
Elyse Thornhill	1	1-0

6TH	STARTS	RECORD
Becca Schulte	16	13-3
Amber Serrett	18	14-4
Shelbi Sunseri	3	1-2
Shemiah Sanchez	1	1-0
Elyse Thornhill	4	3-1
Michaela Schlattman	3	3-0
Taryn Antoine	1	0-1
Sydney Springfield	1	1-0

7TH	STARTS	RECORD
Becca Schulte	14	12-2
Shemiah Sanchez	6	5-1
Sydney Springfield	5	4-1
Michaela Schlattman	6	4-2
Shelbi Sunseri	3	2-1
Amber Serrett	12	8-3
Allie Walljasper	1	1-0

8TH	STARTS	RECORD
Michaela Schlattman	13	8-5
Allie Walljasper	5	5-0
Shemiah Sanchez	6	4-2
Shelbi Sunseri	5	5-0
Becca Schulte	9	7-2
Sydney Springfield	2	2-0
Amber Serrett	2	2-0
Maribeth Gorsuch	1	1-0
CC Caccamise	2	1-1
Elyse Thornhill	1	0-1
Kara Goff	1	1-0

9TH	STARTS	RECORD
Taryn Antoine	22	17-5
Claire Weinberger	13	11-2
Shemiah Sanchez	2	2-0
Becca Schulte	8	4-4
Akiya Thymes	2	2-0

Career Stats

#00 AKIYA THYMES' CAREER STATISTICS

YEAR	AVG	GP-GS	AB	R	H	2B	3B	HR	RBI	TB	SLG%	BB	HBP	SO	GDP	OB%	SF	SH	SB-ATT	PO	A	E	FLD%
2016	.000	31-0	2	10	0	0	0	0	0	0	.000	1	0	0	0	.333	0	0	12-14	0	0	0	.000
2018	.083	21-2	12	3	1	0	0	0	0	1	.083	2	0	2	0	.214	0	0	4-5	2	0	0	1.000
TOTAL	**.071**	**52-2**	**14**	**13**	**1**	**0**	**0**	**0**	**0**	**1**	**.071**	**3**	**0**	**2**	**0**	**.235**	**0**	**0**	**16-19**	**2**	**0**	**0**	**1.000**

#1 MICHAELA SCHLATTMAN'S CAREER STATISTICS

YEAR	AVG	GP-GS	AB	R	H	2B	3B	HR	RBI	TB	SLG%	BB	HBP	SO	GDP	OB%	SF	SH	SB-ATT	PO	A	E	FLD%
2018	.198	37-34	96	13	19	1	0	2	6	26	.271	7	2	18	3	.267	0	1	1-1	214	11	2	.991
TOTAL	**.198**	**37-34**	**96**	**13**	**19**	**1**	**0**	**2**	**6**	**26**	**.271**	**7**	**2**	**18**	**3**	**.267**	**0**	**1**	**1-1**	**214**	**11**	**2**	**.991**

#4 ALIYAH ANDREWS' CAREER STATISTICS

YEAR	AVG	GP-GS	AB	R	H	2B	3B	HR	RBI	TB	SLG%	BB	HBP	SO	GDP	OB%	SF	SH	SB-ATT	PO	A	E	FLD%
2017	.339	64-52	127	30	43	0	0	0	4	43	.339	7	1	13	0	.375	1	5	11-13	68	3	2	.973
2018	.341	47-47	164	30	56	2	1	0	7	60	.366	10	1	13	0	.383	0	4	35-36	57	0	2	.966
TOTAL	**.340**	**111-99**	**291**	**60**	**99**	**2**	**1**	**0**	**11**	**103**	**.354**	**17**	**2**	**26**	**0**	**.379**	**1**	**9**	**46-49**	**125**	**3**	**4**	**.970**

#5 KARA GOFF'S CAREER STATISTICS

YEAR	AVG	GP-GS	AB	R	H	2B	3B	HR	RBI	TB	SLG%	BB	HBP	SO	GDP	OB%	SF	SH	SB-ATT	PO	A	E	FLD%
2018	.111	12-1	9	3	1	1	0	0	4	2	.222	4	1	4	0	.429	0	0	0-0	0	0	0	.000
TOTAL	**.111**	**12-1**	**9**	**3**	**1**	**1**	**0**	**0**	**4**	**2**	**.222**	**4**	**1**	**4**	**0**	**.429**	**0**	**0**	**0-0**	**0**	**0**	**0**	**.000**

#6 MARIBETH GORSUCH'S CAREER STATISTICS

YEAR	AVG	GP-GS	AB	R	H	2B	3B	HR	RBI	TB	SLG%	BB	HBP	SO	GDP	OB%	SF	SH	SB-ATT	PO	A	E	FLD%
2017	.000	4-2	7	0	0	0	0	0	0	0	.000	0	0	3	0	.000	0	0	0-0	3	6	0	1.000
2018	.000	2-2	1	0	0	0	0	0	0	0	.000	0	0	1	0	.000	0	0	0-0	1	6	0	1.000
TOTALS	**.000**	**6-4**	**8**	**0**	**0**	**0**	**0**	**0**	**0**	**0**	**.000**	**0**	**0**	**4**	**0**	**.000**	**0**	**0**	**0-0**	**4**	**12**	**0**	**1.000**

YEAR	ERA	W-L	APP-GS	CG	SHO/CBO	SV	IP	H	R	ER	BB	SO	2B	3B	HR	BF	B/AVG.	WP	HBP	BK	SFA	SHA
2017	5.00	3-1	9-6	3	0/0	0	28.0	29	21	20	16	26	6	0	3	135	.269	1	7	3	2	2
2018	2.15	6-2	12-11	5	1/1	0	62.0	48	20	19	12	46	8	1	2	250	.210	1	5	0	1	3
TOTALS	**3.03**	**9-3**	**21-17**	**8**	**1/1**	**0**	**90.0**	**77**	**41**	**39**	**28**	**72**	**14**	**1**	**5**	**385**	**.228**	**2**	**12**	**3**	**3**	**5**

#7 BECCA SCHULTE'S CAREER STATISTICS

YEAR	AVG	GP-GS	AB	R	H	2B	3B	HR	RBI	TB	SLG%	BB	HBP	SO	GDP	OB%	SF	SH	SB-ATT	PO	A	E	FLD%
2018	.179	47-47	117	17	21	7	0	1	9	31	.265	21	1	17	1	.305	2	3	7-8	100	85	7	.964
TOTAL	**.179**	**47-47**	**117**	**17**	**21**	**7**	**0**	**1**	**9**	**31**	**.265**	**21**	**1**	**17**	**1**	**.305**	**2**	**3**	**7-8**	**100**	**85**	**7**	**.964**

#8 EMILY GRIGGS' CAREER STATISTICS

YEAR	AVG	GP-GS	AB	R	H	2B	3B	HR	RBI	TB	SLG%	BB	HBP	SO	GDP	OB%	SF	SH	SB-ATT	PO	A	E	FLD%
2015	.343	62-61	140	35	48	4	2	0	15	56	.400	22	0	27	1	.432	0	4	14-17	79	1	2	.976
2016	.294	70-70	214	50	63	7	2	0	16	74	.346	26	0	28	0	.371	0	7	6-8	53	2	1	.982
2017	.317	70-70	230	43	73	7	0	0	27	80	.348	16	0	25	1	.362	0	5	6-9	83	2	0	1.000
2018	.315	47-47	149	25	47	5	2	1	18	59	.396	23	0	12	0	.405	1	7	3-4	40	1	0	1.000
TOTALS	**.315**	**249-248**	**733**	**153**	**231**	**23**	**6**	**1**	**76**	**269**	**.367**	**87**	**0**	**92**	**2**	**.387**	**1**	**23**	**29-38**	**255**	**6**	**3**	**.989**

#9 ELYSE THORNHILL'S CAREER STATISTICS

YEAR	AVG	GP-GS	AB	R	H	2B	3B	HR	RBI	TB	SLG%	BB	HBP	SO	GDP	OB%	SF	SH	SB-ATT	PO	A	E	FLD%
2016	.242	34-27	62	7	15	5	0	0	9	20	.232	12	1	17	0	.372	2	1	3-3	28	2	0	1.000
2017	.220	22-17	50	5	11	1	0	0	7	12	.240	3	1	6	0	.278	0	1	0-0	34	2	0	1.000
2018	.258	21-6	31	4	8	1	0	0	1	9	.290	5	1	3	0	.378	0	0	1-1	13	2	0	1.000
TOTAL	**.238**	**77-50**	**143**	**16**	**34**	**7**	**0**	**0**	**17**	**41**	**.287**	**21**	**3**	**26**	**0**	**.343**	**2**	**2**	**4-4**	**75**	**6**	**0**	**1.000**

#13 SYDNEY LOUPE'S CAREER STATISTICS

YEAR	AVG	GP-GS	AB	R	H	2B	3B	HR	RBI	TB	SLG%	BB	HBP	SO	GDP	OB%	SF	SH	SB-ATT	PO	A	E	FLD%
2015	.000	1-0	1	0	0	0	0	0	0	0	.000	0	0	0	0	.000	0	0	0-0	0	0	0	.000
2016	.000	1-0	1	0	0	0	0	0	0	0	.000	0	0	0	0	.000	0	0	0-0	0	0	0	.000
2017	.000	9-0	1	3	0	0	0	0	0	0	.000	0	0	0	0	.000	0	0	0-0	0	0	0	.000
2018	.000	4-3	1	0	0	0	0	0	0	0	.000	0	0	0	0	.000	0	0	0-0	17	0	0	1.000
TOTALS	**.000**	**15-3**	**4**	**3**	**0**	**0**	**0**	**0**	**0**	**0**	**.000**	**0**	**0**	**0**	**0**	**.000**	**0**	**0**	**0-0**	**17**	**0**	**0**	**1.000**

#15 SYDNEY SPRINGFIELD'S CAREER STATISTICS

YEAR	AVG	GP-GS	AB	R	H	2B	3B	HR	RBI	TB	SLG%	BB	HBP	SO	GDP	OB%	SF	SH	SB-ATT	PO	A	E	FLD%
2017	.259	60-57	162	21	42	7	0	10	41	79	.488	11	1	40	1	.307	2	4	0-1	193	7	2	.990
2018	.237	28-24	59	6	14	2	0	2	10	22	.373	14	0	13	2	.384	0	0	0-0	49	0	0	1.000
TOTAL	**.253**	**88-81**	**221**	**27**	**56**	**9**	**0**	**12**	**51**	**101**	**.457**	**25**	**1**	**53**	**3**	**.329**	**2**	**4**	**0-1**	**242**	**7**	**2**	**.992**

#16 TARYN ANTOINE CAREER STATISTICS

YEAR	AVG	GP-GS	AB	R	H	2B	3B	HR	RBI	TB	SLG%	BB	HBP	SO	GDP	OB%	SF	SH	SB-ATT	PO	A	E	FLD%
2018	.282	37-31	78	10	22	5	0	0	6	27	.346	14	0	14	0	.383	2	1	5-6	16	0	1	.941
TOTAL	**.282**	**37-31**	**78**	**10**	**22**	**5**	**0**	**0**	**6**	**27**	**.346**	**14**	**0**	**14**	**0**	**.383**	**2**	**1**	**5-6**	**16**	**0**	**1**	**.941**

Career Stats

#17 AMBER SERRETT'S CAREER STATISTICS

YEAR	AVG	GP-GS	AB	R	H	2B	3B	HR	RBI	TB	SLG%	BB	HBP	SO	GDP	OB%	SF	SH	SB-ATT	PO	A	E	FLD%
2016	.304	65-63	161	31	49	9	0	2	24	64	.398	18	1	20	3	.376	1	5	5-5	92	106	7	.966
2017	.263	70-70	175	27	46	8	1	4	21	68	.389	12	6	25	1	.328	2	3	0-1	85	131	15	.935
2018	.239	47-47	134	23	32	3	0	5	27	50	.373	17	1	30	1	.325	2	4	2-2	57	89	9	.942
TOTAL	**.270**	**182-180**	**470**	**81**	**127**	**20**	**1**	**11**	**72**	**182**	**.387**	**47**	**8**	**75**	**5**	**.343**	**5**	**12**	**7-8**	**234**	**326**	**31**	**.948**

#21 CARLEY HOOVER'S CAREER STATISTICS

YEAR	AVG	GP-GS	AB	R	H	2B	3B	HR	RBI	TB	SLG%	BB	HBP	SO	GDP	OB%	SF	SH	SB-ATT	PO	A	E	FLD%
2015	.000	1-1	3	0	0	0	0	0	1	0	.000	0	0	0	0	.000	0	0	0-0	3	28	0	1.000
2016	.083	41-25	12	0	1	0	0	0	2	1	.083	6	0	4	0	.389	0	1	0-0	2	41	3	.935
2017	.000	0-0	0	0	0	0	0	0	0	0	.000	0	0	0	0	.000	0	0	0-0	5	36	1	.976
2018	.000	0-0	0	0	0	0	0	0	0	0	.000	0	0	0	0	.000	0	0	0-0	4	30	2	.944
TOTALS	**.067**	**42-26**	**15**	**0**	**1**	**0**	**0**	**0**	**3**	**1**	**.067**	**6**	**0**	**4**	**0**	**.333**	**0**	**1**	**0-0**	**14**	**135**	**6**	**.961**

YEAR	ERA	W-L	APP-GS	CG	SHO/CBO	SV	IP	H	R	ER	BB	SO	2B	3B	HR	BF	B/AVG.	WP	HBP	BK	SFA	SHA
2015	1.78	18-7	35-22	15	6/0	5	169.0	138	51	43	70	174	12	1	12	721	.217	16	6	0	2	8
2016	2.27	22-8	41-25	19	3/2	2	194.1	153	83	63	83	225	26	1	15	857	.210	19	30	3	4	12
2017	1.19	15-8	33-19	14	4/1	1	159.0	99	43	27	71	169	14	0	6	662	.175	19	14	0	4	7
2018	1.11	16-5	24-18	18	8/0	1	139.1	77	33	22	44	172	8	0	6	549	.160	11	11	0	1	10
TOTALS	**1.64**	**71-28**	**133-84**	**66**	**21/3**	**9**	**661.2**	**467**	**210**	**155**	**268**	**740**	**60**	**2**	**39**	**2789**	**.194**	**65**	**61**	**3**	**11**	**37**

#22AMANDA DOYLE'S CAREER STATISTICS

YEAR	AVG	GP-GS	AB	R	H	2B	3B	HR	RBI	TB	SLG%	BB	HBP	SO	GDP	OB%	SF	SH	SB-ATT	PO	A	E	FLD%
2017	.236	62-60	178	13	42	9	1	4	26	65	.365	10	3	24	1	.286	1	2	0-1	281	25	4	.987
2018	.340	47-47	150	20	51	14	0	6	42	83	.553	17	0	21	1	.398	4	0	0-1	325	20	3	.991
TOTAL	**.284**	**109-107**	**328**	**33**	**93**	**23**	**1**	**10**	**68**	**148**	**.451**	**27**	**3**	**45**	**2**	**.339**	**5**	**2**	**0-2**	**606**	**45**	**7**	**.989**

#23SHEMIAH SANCHEZ'S CAREER STATISTICS

YEAR	AVG	GP-GS	AB	R	H	2B	3B	HR	RBI	TB	SLG%	BB	HBP	SO	GDP	OB%	SF	SH	SB-ATT	PO	A	E	FLD%
2016	.276	19-9	29	5	8	3	0	0	10	11	.379	4	2	8	0	.400	0	1	0-1	10	13	0	1.000
2017	.233	60-59	150	29	35	5	0	2	18	46	.307	14	6	21	1	.318	3	2	3-3	58	138	16	.925
2018	.236	46-44	123	16	29	8	0	4	22	49	.398	23	2	18	0	.358	3	0	1-1	39	87	9	.933
TOTALS	**.238**	**125-112**	**302**	**50**	**72**	**16**	**0**	**6**	**50**	**106**	**.351**	**41**	**10**	**47**	**1**	**.343**	**6**	**3**	**4-5**	**107**	**238**	**25**	**.932**

#24 CLAIRE WEINBERGER'S CAREER STATISTICS

YEAR	AVG	GP-GS	AB	R	H	2B	3B	HR	RBI	TB	SLG%	BB	HBP	SO	GDP	OB%	SF	SH	SB-ATT	PO	A	E	FLD%
2017	.222	32-4	9	8	2	0	0	0	2	2	.222	3	0	2	0	.417	0	0	4-7	3	0	0	1.000
2018	.303	23-14	33	11	10	2	0	0	2	12	.364	6	0	7	1	.410	0	0	0-0	11	0	0	1.000
TOTAL	**.286**	**55-18**	**42**	**19**	**12**	**2**	**0**	**0**	**4**	**14**	**.333**	**9**	**0**	**9**	**1**	**.412**	**0**	**0**	**4-7**	**14**	**0**	**0**	**1.000**

#25 ALLIE WALLJASPER'S CAREER STATISTICS

YEAR	AVG	GP-GS	AB	R	H	2B	3B	HR	RBI	TB	SLG%	BB	HBP	SO	GDP	OB%	SF	SH	SB-ATT	PO	A	E	FLD%
2015	.188	19-17	48	4	9	0	0	2	7	15	.313	1	1	9	2	.220	0	0	0-0	6	19	6	.806
2016	.222	46-36	81	4	18	1	0	3	8	28	.346	9	2	15	0	.315	0	2	0-0	5	27	2	.941
2017	.250	27-20	56	5	14	3	0	2	13	23	.411	7	1	9	1	.338	1	1	0-0	7	34	0	1.000
2018	.209	18-14	43	2	9	1	0	2	6	16	.372	3	0	6	1	.261	0	1	0-0	5	49	3	.947
TOTAL	**.219**	**110-87**	**228**	**15**	**50**	**5**	**0**	**9**	**34**	**82**	**.360**	**20**	**4**	**39**	**4**	**.292**	**1**	**4**	**0-0**	**23**	**129**	**11**	**.933**

YEAR	ERA	W-L	APP-GS	CG	SHO/CBO	SV	IP	H	R	ER	BB	SO	2B	3B	HR	BF	B/AVG.	WP	HBP	BK	SFA	SHA
2015	1.83	16-5	26-22	13	5/0	1	130.1	113	56	34	30	97	5	3	8	566	.224	2	13	0	5	13
2016	1.78	11-6	29-22	11	4/1	3	138.0	128	47	35	27	93	16	2	6	595	.239	4	16	0	4	12
2017	1.61	18-6	35-26	19	6/1	2	165.0	135	48	38	28	101	17	1	5	672	.219	5	11	1	3	13
2018	1.05	13-4	21/17	11	5/1	0	133.0	85	25	20	23	108	9	2	6	523	.175	4	5	0	1	9
TOTAL	**1.57**	**58-21**	**111-87**	**54**	**20/3**	**6**	**566.1**	**461**	**176**	**127**	**108**	**399**	**47**	**8**	**25**	**2356**	**.215**	**15**	**45**	**1**	**13**	**47**

#27 SHELBI SUNSERI'S CAREER STATISTICS

YEAR	AVG	GP-GS	AB	R	H	2B	3B	HR	RBI	TB	SLG%	BB	HBP	SO	GDP	OB%	SF	SH	SB-ATT	PO	A	E	FLD%
2018	.208	21-19	53	7	11	2	1	5	10	30	.566	9	0	13	0	.323	0	1	0-0	0	2	0	1.000
TOTAL	.208	21-19	53	7	11	2	1	5	10	30	.566	9	0	13	0	.323	0	1	0-0	0	2	0	1.000

YEAR	ERA	W-L	APP-GS	CG	SHO/CBO	SV	IP	H	R	ER	BB	SO	2B	3B	HR	BF	B/AVG.	WP	HBP	BK	SFA	SHA
2018	1.68	1-0	3-1	1	0/2	0	8.1	6	2	2	5	1	0	0	0	37	.194	0	0	0	0	1
TOTAL	**1.68**	**1-0**	**3-1**	**1**	**0/2**	**0**	**8.1**	**6**	**2**	**2**	**5**	**1**	**0**	**0**	**0**	**37**	**.194**	**0**	**0**	**0**	**0**	**1**

#44 CC CACCAMISE'S CAREER STATISTICS

YEAR	AVG	GP-GS	AB	R	H	2B	3B	HR	RBI	TB	SLG%	BB	HBP	SO	GDP	OB%	SF	SH	SB-ATT	PO	A	E	FLD%
2018	.125	17-9	8	1	1	0	0	0	0	1	.125	0	0	3	0	.125	0	0	0-0	78	2	2	.976
TOTAL	**.125**	**17-9**	**8**	**1**	**1**	**0**	**0**	**0**	**0**	**1**	**.125**	**0**	**0**	**3**	**0**	**.125**	**0**	**0**	**0-0**	**78**	**2**	**2**	**.976**

Team Game Highs

Batting

At bats:	61	-	vs Ole Miss (Apr 06, 2018)
Runs scored:	13	-	vs Southern Utah (Feb 17, 2018)
Hits:	14	-	vs Auburn (Mar 09, 2018)
RBIs:	12	-	vs Southern Utah (Feb 17, 2018)
Doubles:	4	-	vs Texas A&M (Apr 21, 2018)
	4	-	vs South Alabama (Apr 24, 2018)
Triples:	1	-	(4 times)
Home runs:	5	-	at McNeese State (Apr 03, 2018)
Total bases:	24	-	at McNeese State (Apr 03, 2018)
Walks:	10	-	vs Southern Utah (Feb 17, 2018)
	10	-	vs Fresno State (Feb 24, 2018 at Cathedral City, CA)
Strikeouts:	12	-	vs UCLA (Feb 24, 2018 at CATHEDRAL CITY, CA)
Sac hits:	2	-	(6 times)
Sac flies:	2	-	vs Central Arkansas (Feb 16, 2018)
	2	-	at Tennessee (Apr 14, 2018)
Stolen bases:	5	-	vs WKU (Mar 13, 2018)
Hit by pitch:	1	-	(9 times)
Caught stealing:	1	-	(6 times)
Runners LOB:	17	-	vs Auburn (Mar 09, 2018)
Hit into DP:	2	-	vs UT Arlington (Feb 09, 2018)
	2	-	vs Fresno State (Feb 24, 2018 at Cathedral City, CA)
	2	-	vs Illinois State (Mar 02, 2018)

Fielding

Putouts:	57	-	vs Ole Miss (Apr 06, 2018)
Assists:	27	-	vs Ole Miss (Apr 06, 2018)
Errors:	4	-	vs Texas A&M (Apr 21, 2018)
Passed balls:	2	-	at Tennessee (Apr 14, 2018)
DPs turned:	2	-	vs Nevada (Feb 23, 2018 at Stockton, Calif.)
	2	-	vs Texas A&M (Apr 21, 2018)

Pitching

Innings pitched:	19.0	-	vs Ole Miss (Apr 06, 2018)
Runs allowed:	9	-	vs UCLA (Feb 24, 2018 at CATHEDRAL CITY, CA)
Earned runs:	9	-	vs UCLA (Feb 24, 2018 at CATHEDRAL CITY, CA)
Walks allowed:	5	-	vs BYU (Mar 22, 2018)
	5	-	at Mizzou (Mar 31, 2018)
Strikeouts:	16	-	vs Auburn (Mar 09, 2018)
Hits allowed:	13	-	vs UCLA (Feb 24, 2018 at CATHEDRAL CITY, CA)
Doubles allowed:	3	-	vs UCLA (Feb 24, 2018 at CATHEDRAL CITY, CA)
Triples allowed:	1	-	vs Oregon State (Feb 17, 2018)
	1	-	vs Auburn (Mar 09, 2018)
	1	-	vs Auburn (Mar 10, 2018)
Homers allowed:	2	-	at Kentucky (Mar 17, 2018)
	2	-	at Tennessee (Apr 13, 2018)
	2	-	vs Texas A&M (Apr 22, 2018)
Wild pitches:	3	-	at Tennessee (Apr 14, 2018)
Hit batters:	3	-	at McNeese State (Apr 03, 2018)

Individual Game Highs

Batting

At bats:	8	-	Aliyah Andrews vs Ole Miss (Apr 06, 2018)
	8	-	Amanda Doyle vs Ole Miss (Apr 06, 2018)
Runs scored:	3	-	Aliyah Andrews vs Southern Utah (Feb 17, 2018)
	3	-	Emily Griggs vs Fresno State (Feb 24, 2018 at Cathedral City, CA)
Hits:	4	-	Aliyah Andrews vs Auburn (Mar 09, 2018)
	4	-	Emily Griggs at Tennessee (Apr 13, 2018)
RBIs:	5	-	Amanda Doyle vs Fresno State (Feb 24, 2018 at Cathedral City, CA)
Doubles:	2	-	Amanda Doyle vs Texas A&M (Apr 21, 2018)
Triples:	1	-	(4 times)
Home runs:	2	-	Shemiah Sanchez at McNeese State (Apr 03, 2018)
Total bases:	9	-	Shemiah Sanchez at McNeese State (Apr 03, 2018)
Walks:	3	-	Shemiah Sanchez vs BYU (Mar 22, 2018)
	3	-	Emily Griggs vs Ole Miss (Apr 06, 2018)
	3	-	Taryn Antoine vs Northwestern State (Apr 17, 2018)
Strikeouts:	4	-	Taryn Antoine vs Ole Miss (Apr 06, 2018)
Sac hits:	2	-	Emily Griggs vs Auburn (Mar 10, 2018)
Sac flies:	1	-	(14 times)
Stolen bases:	4	-	Aliyah Andrews vs Oregon State (Feb 17, 2018)
Hit by pitch:	1	-	(9 times)
Caught stealing:	1	-	(6 times)
Runners LOB:	6	-	Amber Serrett vs Auburn (Mar 09, 2018)

Fielding

Putouts:	26	-	Amanda Doyle vs Ole Miss (Apr 06, 2018)
Assists:	10	-	Becca Schulte vs Ole Miss (Apr 06, 2018)
Errors:	2	-	Shemiah Sanchez vs North Dakota State (Mar 24, 2018)
	2	-	Shemiah Sanchez vs Texas A&M (Apr 21, 2018)
Passed balls:	2	-	CC Caccamise at Tennessee (Apr 14, 2018)

Pitching

Innings pitched:	19.0	-	Allie Walljasper vs Ole Miss (Apr 06, 2018)
Runs allowed:	6	-	Carley Hoover at Tennessee (Apr 14, 2018)
Earned runs:	5	-	Allie Walljasper vs UCLA (Feb 24, 2018 at CATHEDRAL CITY, CA)
	5	-	Carley Hoover at Tennessee (Apr 14, 2018)
Walks allowed:	5	-	Allie Walljasper vs BYU (Mar 22, 2018)
	5	-	Carley Hoover at Mizzou (Mar 31, 2018)
Strikeouts:	14	-	Carley Hoover vs Ole Miss (Apr 07, 2018)
Hits allowed:	9	-	Carley Hoover vs Baylor (Mar 24, 2018)
	9	-	Allie Walljasper at Tennessee (Apr 13, 2018)
	9	-	Carley Hoover at Tennessee (Apr 14, 2018)
Doubles allowed:	2	-	Allie Walljasper vs UCLA (Feb 24, 2018 at CATHEDRAL CITY, CA)
Triples allowed:	1	-	Allie Walljasper vs Oregon State (Feb 17, 2018)
	1	-	Allie Walljasper vs Auburn (Mar 09, 2018)
	1	-	Maribeth Gorsuch vs Auburn (Mar 10, 2018)
Homers allowed:	2	-	Carley Hoover at Kentucky (Mar 17, 2018)
	2	-	Allie Walljasper at Tennessee (Apr 13, 2018)
Wild pitches:	3	-	Carley Hoover at Tennessee (Apr 14, 2018)
Hit batters:	3	-	Carley Hoover at McNeese State (Apr 03, 2018)

Single-Game Career Highs

#00 AKIYA THYMES' CAREER HIGHS
Hits: 1, WKU (3/13/18)
Total Bases: 1, WKU (3/13/18)
Runs Scored: 1, 12 times
Walks: 1, 3 times
Struck Out: 1, 2 times
At Bats: 2, 2 times
Stolen Bases: 2, Southern Miss (4/6/16)
Caught Stealing: 1, 2 times
Field Chances: 1, 2 times
Putouts: 1, 2 times

#4 ALIYAH ANDREWS' CAREER HIGHS
Hits: 4, Auburn (3/9/18)
Doubles: 1, UT Arlington (2/9/18)
Triple: 1, Auburn (3/9/18)
Total Bases: 6, Auburn (3/9/18)
RBI: 2, UT Arlington (2/9/18)
Runs Scored: 3, Southern Utah (2/17/18)
Walks: 2, Illinois State (3/2/18)
Hit by Pitch: 1, vs. Bethune-Cookman (2/23/17)
Struck Out: 1, 12 times
Sac Flies: 1, Nicholls St. (3/21/17)
Sac Bunts: 1, 9 times
At Bats: 8, Ole Miss (4/6/18)
Stolen Bases: 4, Oregon State (2/17/18)
Caught Stealing: 1, 3 times
Field Chances: 5, vs. Missouri (5/10/17)
Putouts: 4, 5 times
Assists: 1, 3 times

#6 MARIBETH GORSUCH'S CAREER HIGHS
Struck Out: 2, Tennessee (4/23/17)
At Bats: 3, at Ole Miss (4/15/17)
Innings Pitched: 10.0, Illinois State (3/2/18)
Walks Allowed: 4, at Mizzou (3/30/18)
Strikeouts: 12, Illinois State (3/2/18)
Batters Faced: 35, Illinois State (3/2/18)
Field Chances: 4, at Mizzou (3/30/18)
Putouts: 2, vs. Bethune-Cookman (2/23/17)
Assists: 4, at Mizzou (3/30/18)

#8 EMILY GRIGGS' CAREER HIGHS
Hits: 4, 2 times
Doubles: 2, 2 times
Triples: 1, 6 times
Homeruns: 1, vs. Fresno State (2/24/18)
Total Bases: 6, vs. Fresno State (2/24/18)
RBI: 3, FAU (3/3/18)
Runs Scored: 3, 7 times
Walks: 3, vs. Long Beach St. (2/24/17)
Struck Out: 3, 2 times
Sac Flies: 1, Tennessee (4/14/18)
Sac Bunts: 2, Auburn (3/9/18)
At Bats: 7, Auburn (3/9/18)
Stolen Bases: 3, Tennessee St. (2/7/15)
Caught Stealing: 1, 9 times
Field Chances: 6, at South Carolina (5/6/17)
Putouts: 5, 2 times
Assists: 1, 6 times

#9 ELYSE THORNHILL CAREER HIGHS
Hits: 2, 5 times
Doubles: 2, Connecticut (2/13/16)
Total Bases: 4, Connecticut (2/13/16)
RBI: 3, Oklahoma St. (2/10/17)
Runs Scored: 1, 15 times
Walks: 2, Alabama (3/13/16)
Hit by Pitch: 1, 3 times
Struck Out: 2, 5 times
Sac Flies: 1, 2 times
Sac Bunts: 1, 2 times
At Bats: 7, Auburn (3/9/18)
Stolen Bases: 1, 3 times
Field Chances 9, Tennessee (4/22/17)
Putouts: 9, Tennessee (4/22/17)
Assists: 1, 4 times

#13 SYDNEY LOUPE'S CAREER HIGHS
Runs Scored: 1, 2 times
At Bats: 1, 4 times
Field Chances: 8, Central Arkansas (2/16/18)
Putouts: 8, Central Arkansas (2/16/18)

#15 SYDNEY SPRINGFIELD CAREER HIGHS
Hits: 3, 3 times
Doubles: 1, 9 times
Homeruns: 2, 3 times
Total bases: 9, 2 times
RBI: 6, 3 times
Runs Scored: 2, 6 times
Walks: 2, 4 times
Hit by Pitch: 1, Northwestern St. (4/18/17)
Struck Out: 3, vs. Omaha (3/17/17)
Sac Flies: 1, 4 times
Sac Bunts: 1, 4 times
At Bats: 4, 17 times
Caught Stealing: 1, vs. Utah (2/25/17)
Field Chances: 13, at Alabama (4/8/17)
Putouts: 12, 2 times
Assists: 2, at Auburn (3/12/17)

#17 AMBER SERRETT CAREER HIGHS
Hits: 3, 4 times
Doubles: 2, 2 times
Triples: 1, La.-Monroe (3/28/17)
Homeruns: 1, 11 times
Total Bases: 6, vs. Bethune-Cookman (2/23/17)
RBI: 4, Central Arkansas (2/18/17)
Runs Scored: 4, at Louisiana Tech (3/15/16)
Walks: 2, 4 times
Hit by Pitch: 1, 8 times
Struck Out: 3, 2 times
Sac Flies: 1, 5 times
Sac Bunts: 1, 12 times
At Bats: 7, Auburn (3/9/18)
Stolen Bases: 2, Memphis (3/4/16)
Caught Stealing: 1, Nicholls St. (3/21/17)
Field Chances: 10, at Mississippi St. (4/16/16)
Putouts: 6, Southern Miss (4/6/16)
Assists: 7, at Mississippi St. (4/16/16)

#21 CARLEY HOOVER'S CAREER HIGHS
Hits: 1, Pacific (2/14/16)
Total Bases: 1, Pacific (2/14/16)
RBI: 1, 3 times
Walks: 2, Liberty (3/5/16)
Struck Out: 2, Alabama 3/11/16)
Sac Bunts: 1, vs. UCF (2/20/16
At Bats: 3, 2 times
Innings Pitched: 9, Louisiana Tech (2/16/18)
Walks Allowed: 7, vs. UCF (2/20/16)
Strikeouts: 15, Texas Tech (2/28/16)
Batters Faced: 35, 2 times
Field Chances: 6, 2 times
Putouts: 2, Baylor (3/24/18)
Assists: 6, Louisiana Tech (2/16/18)
Runners CS: 2, 3 times

#22 AMANDA DOYLE'S CAREER HIGHS
Hits: 3, vs. Long Beach St. (2/24/17)
Doubles: 2, 2 times
Triples: 1, Illinois State (3/3/17)
Homeruns: 2, vs. UCLA (2/25/17)
Total Bases: 8, vs. UCLA (2/25/17)
RBI: 5, vs. Fresno State (2/24/18)
Runs Scored: 3, vs. Long Beach St. (2/24/17)
Walks: 2, 3 times
Hit by Pitch: 1, 3 times
Struck Out: 3, Minnesota (3/4/17)
Sac Flies: 1, 5 times
Sac Bunts: 1, at Southern Miss (2/28/17)
At Bats: 8, Ole Miss (4/6/18)
Caught Stealing: 1, 2 times
Field Chances: 26, Ole Miss (4/6/18)
Putouts: 26, Ole Miss (4/6/18)
Assists: 5, Purdue (3/3/18)

#23 SHEMIAH SANCHEZ'S CAREER HIGHS
Hits: 3, 2 times
Doubles: 2, Florida Atlantic (3/5/17)
Homeruns: 2, at McNeese (4/3/18)
Total Bases: 9, at McNeese (4/3/18)
RBI: 4, at McNeese (4/3/18)
Runs Scored: 2, 6 times
Walks: 3, BYU (3/22/18)
Hit by Pitch: 1, 11 times
Struck Out: 2, 7 times
Sac Flies: 1, 5 times
Sac Bunts: 1, 3 times
At Bats: 7, Ole Miss (4/6/18)
Stolen Bases: 1, 4 times
Caught Stealing: 1, Ohio State (2/12/16)
Field Chances: 14, Ole Miss (4/6/18)
Putouts: 4, 3 times
Assists: 9, Ole Miss (4/6/18)

#24 CLAIRE WEINBERGER'S CAREER HIGHS
Hits: 2, BYU (3/22/18)
Doubles: 1, 2 times
Total Bases: 2, 3 times
RBI: 2, vs. Bethune-Cookman (2/23/17)
Runs Scored: 2, 3 times
Walks: 2, Louisiana Tech (2/16/18)
Struck Out: 2, vs. Oregon (2/25/18)
At Bats: 4, BYU (3/22/18)
Stolen Bases: 1, 4 times
Caught Stealing: 1, 3 times
Field Chances: 2, 3 times
Putouts: 3, Southern Miss (3/27/18)

#25 ALLIE WALLJASPER'S CAREER HIGHS
Hits: 3, at Arkansas (4/29/16)
Doubles: 1, 5 times
Homeruns: 1, 9 times
Total Bases: 6, Northwestern St. (4/17/18)
RBI: 4, 2 times
Runs Scored: 1, 15 times
Walks: 3, at Arkansas (5/1/16)
Hit by Pitch: 1, 4 times
Struck Out: 4, at Alabama (4/7/17)
Sac Flies: 1, La.-Monroe (3/28/17)
Sac Bunts: 2, at Arizona St. (5/22/16)
At Bats: 4, 8 times
Innings Pitched: 19.0, Ole Miss (4/6/18)
Walks Allowed: 5, BYU (3/22/18)
Strikeouts: 10, 2 times
Batters Faced: 68, Ole Miss (4/6/18)
Field Chances: 7, Ole Miss (4/6/18)
Putouts: 2, 2 times
Assists: 6, North Dakota St. (3/24/18)
Runner CS: 1, 4 times

2018 TV/Radio Chart



Akiya Thymes
Outfield
5-1 · So.-1L · L-R
Brusly, La.

Michaela Schlattman
Infield/Utility
5-7 · Jr.-TR · R-R
Plainfield, Ill.

Aliyah Andrews
Outfield
5-7 · So.-1L · L-R
Oldsmar, Fla.

Kara Goff
Utility
5-6 · Fr.-HS · L-R
Ruston, La.

Maribeth Gorsuch
Pitcher
5-10 · So.-1L · R-R
Lewisville, Texas

Becca Schulte
Infield
6-0 · Jr.-TR · R-R
Andover, Kan.

Emily Griggs
Outfield
5-1 · Sr.-3L · L-R
Wichita, Kan.

Elyse Thornhill
Utility
5-9 · Jr.-2L · L-R
Baton Rouge, La.

Sydney Bourg
Utility
5-6 · Sr.-2L · L-R
Slidell, La.

River Glenn
Outfield
5-6 · Fr.-HS · R-R
Seekonk, Mass.

Sydney Loupe
Catcher
5-2 · Sr.-3L · R-R
Slidell, La.

Sydney Springfield
Infield
5-11 · So.-1L · R-R
Flower Mound, Texas

Taryn Antoine
Outfield
5-3 · Fr.-HS · L-R
Alexandria, La.

Amber Serrett
Infield
5-6 · Jr.-2L · R-R
Spring, Texas

Carley Hoover
Pitcher
6-2 · Sr.-3L · R-R
Clemson, S.C.

Amanda Doyle
Infield
5-8 · So.-1L · R-R
Santa Clarita, Calif.

Shemiah Sanchez
Infield
5-2 · Jr.-2L · R-R
Newnan, Ga.

Claire Weinberger
Outfield
5-5 · So.-1L · L-R
Prairieville, La.



Allie Walljasper
Pitcher
6-2 · Sr.-3L · R-R
Manteca, Calif.

Shelbi Sunseri
Pitcher/Utility
5-10 · Fr.-HS · R-R
Santa Fe, Texas

CC Caccamise
Catcher/Infield
5-7 · Fr.-HS · R-R
San Diego, Calif.

Beth Torina
Head Coach
7th Season

Howard Dobson
Assistant Coach
7th Season

Lindsay Leftwich
Assistant Coach
7th Season

Sahvanna Jaquish
Volunteer Coach
1st Season

Quinlan Duhon
Director of Operations
9th Season