MEN'S BASKETBALL

(3-2)

vs.

Louisiana-Lafayette

(1-3)

Pete Maravich Assembly Center * Dec. 1, 2009 * Baton Rouge, La.

2009-10 Schedule

	OPPONENT	TIME
N13	ULM	W, 82-62
Dick's Sporting Goods NIT Pre-Season Tipoff		
N16	&INDIANA STATE	W, 56-45
N17	&WESTERN KY.	W, 71-60
N25	&&Connecticut (ESPN2)	L, 55-81
N27	Arizona State (ESPN2)	L, 52-71
D1	UL-LAFAYETTE (CST)	6:30 p.m.
D12	NORTHWESTERN STATE	7 p.m.
D14	SOUTHEASTERN	7 p.m.
D17	NICHOLLS STATE (CST)	7 p.m.
D19	RICE (CST)	1 p.m.
D22	vs. Washington St.(at Seattle)	TBD
D29	At Xavier (Ohio) (ESHPU)	6 p.m.
J2	UTAH (CSS)	7 p.m.
J4	MCNEESE STATE	7 p.m.
J9	*ALABAMA (FSN)	4 p.m.
J13	*At South Carolina (SEC Net)	7 p.m.
J16	*At Florida (FSN)	7 p.m.
J20	*AUBURN (SEC Network)	7 p.m.
J23	*OLE MISS (SEC Network)	12:30 p.m.
J27	*At Alabama (SEC Network)	7 p.m.
J30	*At Miss State (SEC Network)	12;30 p.m.
F4	*TENNESSEE (ESPN)	8 p.m.
F6	*KENTUCKY (SEC Network)	3 p.m.
F10	*At Arkansas (SEC Network)	7 p.m.
F13	*At Vanderbilt (SEC Network)	12:30 p.m.
F20	*MISS. STATE (SEC Net)	3 p.m.
F24	*ARKANSAS (SEC Network)	7 p.m.
F27	*At Auburn (FSN)	6 p.m.
M4	*At Ole Miss (ESPN)	8 p.m.
M6	*GEORGIA (FSN)	4 p.m.
M11-14 SEC TOURNAMENT (SECN, ABC)		

*Denotes SEC Games. SEC Tournament in Nashville.
& Dick's Sporting Goods NIT Season Tip-Off, Baton Rouge
&&Dick's Sporting Goods NIT Season Tip-Off, New York City

On the Air

TELEVISION -- CST (first of 3 regionally televised games)
Play-by-Play: Lyn Rollins
Analyst: Collis Temple III

RADIO * LSU Sports Radio Network
Play-by-Play: Jim Hawthorne
Analyst: Kevin Ford

Series History

All-Time: LSU leads, 35-10
Last Game: W, 81-79, Baton Rouge, 12-31-08
At Baton Rouge: LSU leads, 30-7
At Lafayette LSU leads, 5-3
Neutral Sites:

Teams meet for 2nd straight year ... Fifth time teams have played since series resumed in 2001 ... No games between 1946-2000.

Projected Starters (Based on the last game)

G 11 Bo Spencer (6-2, 186, Jr., Baton Rouge) 16.5 ppg, 3.3 rpg, 3.5 apg
or -- 4 Chris Bass (6-1, 185, So., Baton Rouge) 3.4 ppg, 2.8 rpg, 3.4 apg
Spencer missed last 14 minutes against UConn (11/25) and all of Arizona State game (11/27) with sprained right ankle ... Bass will start at the point if Spencer can't go ... Bass played 39 minutes with six assists but failed to score after equaling career high with seven against UConn.

G 12 Aaron Dotson (6-4, 205, Fr., Seattle, Wash.) 3.0 ppg, 2.8 rpg
Dotson was one of two signees for Coach Johnson's staff ... Had his senior season shut down by knee problems that led to surgery ... First freshman to start for LSU to open a season since Anthony Randolph in 2007-08 campaign.

F 20 Zach Kinsley (6-5, 212, So., Baton Rouge) 4.8 ppg, 0.8 rpg
Started his first collegiate game against Arizona State (11/27) ... Played 39 minutes and hit three treys and 5-of-6 free throws for 14 points ... Earned team spot as walk-on in team tryouts a season ago.

F 1 Tasmin Mitchell (6-7, 238, Sr., Denham Springs, La.) 12.2 ppg, 6.8 rpg
All-SEC first team a year ago ... one of just nine players to start on two SEC championship teams at LSU ... Unanimous first-team All-SEC preseason selection .... Wooden, Naismith pre-season watch lists ... Season best 17 vs. ASU (11/27), playing down low in the post ... 13th all-time on LSU scoring list, 1,529 points ... On pace to be all-time leader in minutes played ... 482 to 2,000 career pts at LSU (only two prior--Pete Maravich, Rudy Macklin).

F 24 Storm Warren (6-7, 230, So., Monroe, La.) 15.4 ppg, 9.6 rpg, 2.0 bpg
A tremendous beginning to his sophomore year with three double-doubles -- 15-12 vs. ULM, 14-12 vs. Indiana St.; 20-11 vs. W. Kentucky ... Scored 15 vs. UConn (11/25), 13 vs. ASU (11/27) ... Shooting 64.4 percent from the field ... Made just 21 FGs a year ago in 30 appearances ... 76% at line (19-of-25).

LSU Concludes First Part of Schedule Against Cajuns

LSU, back from two games in New York City in the preseason NIT, returns home to the PMAC to conclude what is the first of three main parts of the 2009-10 regular season Tuesday night against Louisiana-Lafayette.

Following the game with the Ragin' Cajuns, the Tigers will take off for 10 days for the school mandated concentrated study period and final exams. The will start the second part of the season with a Dec. 12 game against Northwestern State that will conclude with the final non-conference game on Jan. 4 against McNeese State.

The third part of the season, the 16-game SEC regular season begins Jan. 9 against Alabama.

Storm More Than A Rain Shower

So far in the first five games, the sophomore from Monroe has been as much if not more than expected, with three double doubles and stand-up efforts of 15 points against UConn and 13 vs. ASU.

Warren through play on Sunday is 3rd in the league in rebounds ... His 64.4 percent shooing is third in the league and he leads the league with an average of 5.6 offensive rebounds a game.

Nine Is The Number

With Alex Farrer's injury, it appears that the rotation for the Tigers will be nine as LSU has played the eight scholarship players dressed and walk-on Zach Kinsley in each game. Kinsley started the Arizona State game after Dennis Harris got his first start against UConn.

Chris Beattie and Daron Populist added to the number in the ASU game as both walk-ons played in the waning minutes.

Quickies

Coach Johnson's television show starts this Sunday around the state (WBRZ-TV, 10:35 p.m.) ... His radio show debuted last night and continues on Mondays from Walk-On's at 7 p.m. ... The state win streak is on the line again, at 75 games.

Team Facts

LSU

RECORD: 3-2
LAST GAME: L, vs. Arizona St., 52-71, 11/27/09
RANKINGS: NA
HEAD COACH: Trent Johnson
CAREER RECORD: 189-131 (11th season)
LSU RECORD: 30-10 (2nd season)
VS. LOUISIANA-LAFAYETTE: 1-0

LOUISIANA-LAFAYETTE

RECORD: 1-3
LAST GAME: L, vs. McNeese, 58-60, 11/28/09
RANKINGS: NA
HEAD COACH: Robert Lee
CAREER RECORD: 51-78 (6th season)
LOUISIANA-LAFAYETTE RECORD: 51-77 (6th season)
VS. LSU: 0-2

LSU Sports Information
PO Box 25095, Baton Rouge, LA 70894
Basketball Contact: C. Kent Lowe
www.LSUsports.net
Phone - 225.578.8226
Fax - 225.578.1861

Media Services

Trent Johnson Interview Opportunities

Coach Trent Johnson is usually available in his office for early morning appointments and phone interviews. Please contact Basketball SID Kent Lowe (225-578-1864, clowe@lsu.edu) at least 24 hours in advance for scheduling.

SEC Teleconference

The 12 SEC coaches are featured on a teleconference each Monday and Thursday January through March through the conference season. The conference starts at 10 a.m. (CST). Coach Johnson is on at 10:28 a.m. CST. To access the media only number contact Kent Lowe or the Southeastern Conference Media Relations Office (205-458-3010).

Media Sessions

Coach Johnson will normally meet with the media two days prior to games, either before or after practice at a time to be announced, in the curtain room across from the LSU dressing room ... Once SEC play begins the normal media sessions will be on Monday and Thursday afternoons ... Some travel and scheduling issues may change the time and day so media should contact the Sports Information Office to confirm start time.

The Trent Johnson Show, Presented by Capital One Bank on The LSU Sports Radio Network

The weekly call-in show takes place Mondays at 7 p.m. from Walkon's Bistro at the corner of Nicholson and Burbank ... The show runs through the end of the regular season with the exception of two weeks around Christmas ... The show airs in Baton Rouge on local flagship New Country 100.7 FM The Tiger, on the Internet at www.LSUsports.net and on many LSU Sports Radio Network affiliates.

Inside LSU Basketball with Coach Trent Johnson

Coach Johnson's weekly TV show is on a state-wide network ... WBRZ-TV, Channel 2, airs the show at 10:35 p.m. Sunday ... The show begins on Dec. 6 and will continue throughout the season, concluding on March 7 (No show on Dec. 27 or Jan. 3 ... The show can also be seen on Cox Cable 4 in Baton Rouge Mondays at 9:30 p.m. and on Cox Sports Television (Ch. 37 on Cox Cable) on Wednesdays at 5:30 p.m. ... Other markets are KLAX-TV in Alexandria, Cox Channel 8 in Lake Charles, KEJB-TV in Monroe, KWBJ in Mogan City, WGNO-TV in New Orleans and KMSS in Shreveport.

LSU Player Interview Opportunities

Media Sessions

The players will be available at the media sessions that Coach Johnson will conduct normally two days prior to the game. Please let Kent Lowe (225-578-1864, clowe@lsu.edu) know which players you would like to have at the media session at least 24 hours in advance.

LSU Satellite Newsfeed

For more information on satellite feeds and coordinates please call Assistant Athletic Director/Television Director Kevin Wagner (225-578-1797).

Post Game

Coach Johnson will be in the L-Club Room of the Maravich Center to visit with the media ... Requested players will be brought to the L-Club as well. ... THE LSU DRESSING ROOM IS CLOSED ... To reach the LClub, exit the building on the Southwest side and once outside turn left and go down the first set of steps to the L-Club ... The visiting team dressing area is in the Northeast Corridor and across from the media work area ... The visiting coach has an interview area (where the pre-game meal is served) that he can use for his post-game media obligations if he wishes.

Who to Contact

LSU Sports Information Office
(225) 578-8226
Asst. AD/Sports Info. Director
Michael Bonnette - mbonnet@lsu.edu
Sr. Associate SID (Basketball)
C. Kent Lowe - clowe@lsu.edu
Asst. Men's Basketball Contacts
Kristen Chighizola -- kchigh1@lsu.edu
Elizabeth Stuart -- estuart1@lsu.edu

LSU Sports Television Network
(225) 578-1797

DIrector of Television
Kevin Wagner - jwagne2@lsu.edu
Manager/Television
John Schiebe -- jschieb@lsu.edu
Producer/Television
David Landry -- dlandry@lsu.edu

LSU Sports Radio Network
(225) 578-1882
Director of Radio
Jim Hawthorne - lsuradio@lsu.edu

LSU Athletics Online

www.LSUsports.net
The Official Website of LSU Athletics is home to all the basketball information you need. Schedules, results, rosters, bios, statistics and game notes can be found. The **GAMEDAY** section, updated daily, has all relevant info for the upcoming game.

http://media.lsusports.net
Media can access images for all LSU teams, including action shots, heads shots, logos, etc. To gain access, email Michael Bonnette or Kent Lowe. You will be assigned a login and password that will enable you to retrieve pictures. This service is for the media use only.

LSUsports.net/media
Request Credentials online, Read the latest Game Notes and Submit Photo Requests.

Weekly Schedule (Subject to change)

C. Kent Lowe
clowe@lsu.edu

MONDAY 30	TUESDAY 1	WEDNESDAY 2	THURSDAY 3	FRIDAY 4	SATURDAY 5	SUNDAY 6
Media Session 2:30 p.m. The Trent Johnson Show debuts 6 p.m. (LSU Sports Radio Network)	Game 6 -- Louisiana-Lafayette vs. LSU, 6:30 p.m., Maravich Assembly Center (LSU Sports Radio Network, Cox Sports TV)	Concentrated Study Period Begins				Inside LSU Basketball IDebuts (WBRZ in Baton Rouge), 10:35 p.m. (LSU Sports Television Network)
MONDAY 7	**TUESDAY 8**	**WEDNESDAY 9**	**THURSDAY 10**	**FRIDAY 11**	**SATURDAY 12**	**SUNDAY 13**
The Trent Johnson Show, 7 p.m. at Walk-Ons (LSU Sports Radio Network) Final Exam Begins					Game 7 -- Northwestern State vs. LSU, 7 p.m., Maravich Assembly Center (LSU Sports Radio Network)	Inside LSU Basketball (WBRZ in Baton Rouge, 10:35 p.m.) LSU Sports Television Network

Trent Johnson

Head Coach • 2nd year at LSU

Trent Johnson, the 20th head men's basketball coach at LSU, continues to earn the respect of the college basketball world nationally. Tagged as one of the "Five Best 2008-09 First-Year Coaches" by Athlon Sports, Johnson and his staff look forward to the 2009-10 season as one of "opportunity" as he seeks to build on a decade of excellence at LSU, Stanford and Nevada.

The basketball junkie who eats, sleeps (occasionally) and drinks college basketball during the months of July to April, took an LSU squad and molded and shaped them into one of the better teams in the history of the LSU program.

The Tigers finished wtih 27 wins, tied for the third most wins in a season, and won the Southeastern Conference regular season championship with a week to go and a record of 13-3. LSU returned to the NCAA Tournament for the first time since 2006, advancing to the second round before falling 84-70 to North Carolina in the closest game the eventual national champions would have to play. In fact, LSU had a second half lead on the Tar Heels and the game was still in the balance entering the final eight minutes.

For their work this past season, the Tigers obviously recognized nationally and justly rewarded, and so was their coach. Johnson was named the consensus 2009 SEC Coach of the Year and a finalist for four national coach of the year honors.

Johnson completed a rare double in college basketball in being national Coach of the Year in two different leagues in consecutive seasons having been named the Pac-10 Coach of the Year in 2008 when his Stanford Cardinal advanced to the NCAA Sweet 16. He also became the first LSU men's basketball coach to win the league title and take the team to post-season play in his first year at the school.

What was the reason for LSU's success? First, a veteran group of players made a commitment and understand what Coach Johnson's plan was to continue their development on and off the floor. They learned he was tough and demanding. They accepted new rules in some cases and quickly grasped both the on the court vision offensively and defensively and the off the court vision for an LSU player.

Trent Johnson's record of success continues here at LSU and this year a much younger squad will have to blend with a couple of veterans from last year's championship team. The coach will still be the fierce competitor who exudes and demands toughness from his team.

His devotion to the team, his protective beliefs toward his players and his loyalty to his former players is evident by the fact that four of his former players are now members of the LSU basketball staff.

Johnson is a program builder and he has restablished the base of the LSU program by spending much of the 2009 100th anniversary season visting with former players and coaches to bring together the past, the present and the future of the program.

Johnson is charged also with the development of athletes both on and off the court. Off the court he is working hard to make sure student-athletes understand the "student" part of their days at LSU. At all three spots in his head coaching career, he has developed not just successful athletes and winning basketball teams, but young men who are having success in life.

In his 10 years combined as a Division I head coach, he has won 186 games and taken teams the last seven years to post-season play, incluidng five NCAA appearances.

He was recently appointed to the Board of Directors of the National Association of Basketball Coaches and has served on the NABC Special Committee on Recruiting and Access.

Johnson, who was born in Berkeley, Calif., and calls Seattle, Wash., his home, is married to Jackie and they have two children: a daughter, Tinishia (26) and a son, Terry (23).

Trent Johnson brought a wealth of experience to LSU and it showed in the way the team played and the way it was coached. His knowledge of the game excited LSU fans and former players. He has seen the potential of the program and is busy putting his mark on it.

But most importantly, he can't wait to be on the floor coaching players in the game of basketball and the game of life -- at LSU.

3
League Coach of the Year titles (2003-WAC; 2008-Pac 10; 2009-SEC)

2
NCAA Sweet 16 appearances (Nevada, 2004; Stanford, 2008)

4
Finalist for four College Coach of the Year honors, 2009

7
Number of consecutive years Trent Johnson has taken a team to post-season play.

9
Number of wins over top 25 teams in last three years.

11
Seasons as a Division I Head Coach (5 Nevada, 4 Stanford, 2 LSU)

20
20th head men's basketball coach at LSU.

The Trent Johnson Record

		/----OVERALL---/		/---CONF.---/		
YEAR	**SCHOOL**	**W-L**	**PCT.**	**W-L**	**PCT.**	**FINISH**
1999-00	Nevada	9-20	.310	6-10	.375	3rd-Big West
2000-01	Nevada	10-18	.357	3-13	.187	9th-WAC
2001-02	Nevada	17-13	.567	9-9	.500	5th-WAC
2002-03	Nevada	18-14	.562	11-7	.611	4th-WAC NIT First Round
2003-04	Nevada	25-9	.735	13-5	.722	1st WAC/Tourney Champ; NCAA Sweet 16
2004-05	Stanford	18-13	.581	11-7	.611	4th-Pac 10/NCAA First Round
2005-06	Stanford	16-14	.533	11-7	.611	5th-Pac 10/NIT Second Round
2006-07	Stanford	18-13	.581	10-8	.555	6th-Pac 10/NCAA First Round
2007-08	Stanford	28-7	.800	13-5	.722	2nd-Pac10/NCAA Sweet 16
2008-09	LSU	27-8	.771	13-3	.812	1st-West, SEC Champs, NCAA 2nd rd.
2009-10	LSU	3-2	.600			
Totals	**11 Years**	**189-131**	**.591**	**100-74**	**.575**	**7 tournaments, 2 NCAA Sweet 16**
Nevada	**5 Years**	**79-74**	**.516**	**42-44**	**.488**	**1 WAC title, 1 NCAA Sweet 16**
Stanford	**4 Years**	**80-47**	**.630**	**45-27**	**.625**	**4 tournaments, 1 NCAA Sweet 16**
LSU	**2 Years**	**30-10**	**.750**	**13-3**	**.812**	**1 SEC Title, 1 NCAA 2nd Rd.**

The Johnson File

NAME: Trent Johnson
BIRTH DATE: September 12, 1956
AGE: 53
BIRTHPLACE: Berkeley, Calif.
HOMETOWN: Seattle, Wash.
WIFE: Jackie
CHILDREN: Tinishia (26), Terry (23)
COLLEGE: BS, Boise State University, 1986

PLAYING EXPERIENCE
Boise State University (Boise, Idaho)
Finished in the top 10 in career scoring and rebounding at the school ... In 1976, team advanced to NCAA Tournament after winning the Big Sky Tournament ... In his junior year, named the Most Improved Player and in his final season was named All-Big Sky.

COACHING EXPERIENCE
1986-89 - Assistant Coach, Utah
1989-92 - Assistant Coach, University of Washington
1992-96 - Assistant Coach, Rice.
1996-99 - Assistant Coach, Stanford
1999-04 - Head Coach, University of Nevada ... Compiled a 79-74 overall record ... 2003 team went to NIT, 2004 team was 25-9, 13-5 in the WAC ... Team won the WAC Tourney and advanced to the NCAA Sweet 16.
2004-08 - Head Coach, Stanford ... Four year record of 80-47 ... Team advanced to post-season play each of his four years, making six straight seasons of post-season play for teams he coached ... 2008 team won 28 games, was 13-5 in the Pac-10 and advanced to the NCAA Sweet 16.
April 10, 2008 -- Named the 20th Head Basketball Coach at LSU.

2008-09 --LSU wins the SEC title with 13-3 record, finishes 27-8 and advances to the second round of NCAA Tournament to push mark to seven straight years of coaching teams to post-season play.

CAREER SPECIALTY NUMBERS

CAREER DOUBLE-FIGURE GAMES
Tasmin Mitchell 82
Bo Spencer 27
Storm Warren 6
Alex Farrer 3
Dennis Harris 1
Zach Kinsley 1

CAREER DOUBLE-FIGURE REBOUNDS
Tasmin Mitchell 18
Storm Warren 4

CAREER DOUBLE-DOUBLES
Tasmin Mitchell 16
Storm Warren 4

CAREER THREE-POINTERS
Bo Spencer 87
Tasmin Mitchell 81
Alex Farrer 18
Chris Bass 5
Zach Kinsley 3
Garrett Green 2
Aaron Dotson 2
Dennis Harris 1
Chris Beattie 1

CAREER ASSISTS
Tasmin Mitchell 239
Bo Spencer 144
Chris Bass 60
Alex Farrer 59
Storm Warren 10
Dennis Harris 7
Aaron Dotson 5
Garrett Green 4
Zach Kinsley 1
Daron Populist 1

CAREER BLOCKS
Tasmin Mitchell 71
Storm Warren 25
Alex Farrer 13
Garrett Green 5
Bo Spencer 4
Aaron Dotson 2
Chris Bass 1

CAREER STEALS
Tasmin Mitchell 157
Bo Spencer 48
Alex Farrer 21
Storm Warren 15
Chris Bass 9
Garrett Green 4
Zach Kinsley 4

2009-10 LSU Men's Basketball Roster

NO.	NAME	CL.	POS.	HT.	WT.	EXP.	HOMETOWN/LAST SCHOOL
1	Tasmin Mitchell	Sr.	F	6-7	238	3VL	Denham Springs, La./D. Spr. HS
3	Garrett Green	So.	F	6-11	230	1VL	Woodland Hills, Calif/Taft HS
4	Chris Bass	So.	G	6-1	185	1VL	Baton Rouge, La./Lee Academy (Ma.)
5**	Malcolm White	Jr.	F	6-9	225	TR	Baton Rouge, La./Ole Miss
10	Daron Populist	Fr.	G	5-10	170	HS	Slidell, La./Salmen HS
11	Bo Spencer	Jr.	G	6-2	186	2VL	Baton Rouge, La./Glen Oaks HS
12	Aaron Dotson	Fr.	G	6-4	205	HS	Seattle, Wash./Rainier Beach HS
13	Eddie Ludwig	Fr.	F	6-9	215	HS	Metairie, La./Metairie Park Country Day
14	Chris Beattie	Jr.	G	6-4	189	HS	Slidell, La./Pope John Paul II HS
15	Dennis Harris	Fr.	F	6-11	190	HS	Jonesboro, Ga./Mundy's Mill HS
20	Zach Kinsley	So.	G/F	6-5	212	SQ.	Baton Rouge, La./St. Thomas More (CN)
22	Taylor Jacobsen	So.	F	6-6	205	HS	Charlotte, N.C./Charlotte Catholic HS
24	Storm Warren	So.	F	6-7	220	HS	Monroe, La./Richwood HS
30	Alex Farrer	Jr.	G	6-5	205	2VL	Phoenix, Ariz./St. Mary's HS

**redshirt in 2009-10

Head Coach: Trent Johnson (Boise State, '86), 2nd year at LSU
Assistant Coach: Donny Guerinoni (Nevada, '01), 2nd year at LSU
Assistant Coach: Keith Richard (ULM, '82), 2nd year at LSU
Assistant Coach: Brent Scott (Rice, '03), 2nd year at LSU)
Executive Assistant to the HC: Nick Robinson (Stanford, '05), 1st year at LSU
Director of Basketball Operations: Chris Bobel (Stanford, '07), 2nd year at LSU

Transactions

Senior Alex Farrer dislocated his left kneecap in a closed scrimmage in Houston (11/8) ... Surgery (11/16) found as a result of the dilocation several "loose bodies" that had to be removed ... Doubtful to return this year ... Bo Spencer sprained his right ankle with 14 minutes remaining against UConn (11/25), did not play against Arizona State (11/27) ... Listed day-to-day.

The Numbers Game

Here are some of the important numbers with the LSU basketball program:

102 – Number of years for the LSU basketball program.
3 -- Number of years average home attendance is over 10,000 in last 14 seasons ('00, '07, '09)
24-2 – LSU record in Trent Johnson era when scoring at least 70 points.
22-3 – LSU record when holding opponents under 70 points.
75 -- Number of consecutive wins against Louisiana schools in the Maravich Center since Dec. 8, 1988.
471 -- Number of points Tasmin Mitchell needs to reach 2,000 career points at LSU (only two at LSU to do so previously -- Pete Maravich, Rudy Macklin).
20 -- Number of players at LSU with 1000 career points-500 rebounds (Tasmin Mitchell)
16 -- Number of career double doubles by Tasmin Mitchell
4 -- Number of career double doubles by Storm Warren (three this year)
9 – Number of players that played in all five games.
4 -- Number of SEC Western Division titles LSU has won or shared since 2000 (2000, 2005, 2006, 2009).
3 – Number of SEC Championships won or shared since 2000 (2000, 2006, 2009)
10 -- Number of SEC championships LSU has won, second most in league.
8 -- Number of scholarship players presently dressing for LSU team.

LSU's Tough Early Season Schedule

Having played four NIT games against Indiana State, Western Kentucky, Connecticut and Arizona State, the Tigers have opened with one of the tougher schedules in recent school history.

Prior to the NIT New York City games, one RPI source had LSU's strength of schedule as 14 ... Another has the Tigers strength of schedule after New York City as 25th.

More than anything, LSU's inexperienced and somewhat injured team has had the

chance to get a ton of experience as it completes the first part of its 2009-10 schedule against Louisiana-Lafayette.

Recapping The Garden Games – UConn 81, LSU 55; Arizona State 71, LSU 52

Against the Huskies, Storm Warren was the only player in double figures with 15 points and six rebounds, making 6-of-8 field goal attempts. The Tigers shot 37.1 percent for the game, compared to 48.4 percent for the Huskies ... The 13th-ranked UConn team out rebounded LSU, 47-34.

LSU may have arguably played its best half of the season in the first half of the third place game against Arizona State, jumping out to a 34-27 halftime advantage, shooting 60 percent (12-of-20) and 4-of-7 from the arc. But in the second half, LSU began to run out of gas and bodies, shooting just 5-of-25 (20 percent) as Arizona State rallied. Tasmin Mitchell had his best game of the season, hitting 8-of-13 field goals, for 17 points with walk-on Zach Kinsley making his first career start, scoring 14 and Storm Warren 13. Chris Bass had six assists.

Dennis Harris started the UConn game as the third forward, and with Bo Spencer out, LSU went with three guards – Chris Bass, Aaron Dotson and Kinsley.

LSU, Coach Johnson Teamed Up To Help Students At NIT

The NIT will also be noted for some generosity by Coach Johnson to help his student fans attend the two nights of NIT games in Baton Rouge free of charge.

As mandated by tournament rules, there was a change for student admission for the NIT games in Baton Rouge, unlike most nights when students are admitted for free with a valid ID. Prior to the games at the PMAC, it was announced that LSU would pay for the first 250 students wishing to take in the contest each night. A short while later at his weekly media briefing, Coach Trent Johnson said he would like to purchase the next 250 tickets for the students on both nights. So the first 500 students were admitted free for the two nights of games.

Last Year's SEC Title Gave LSU A Unique Triple Double

LSU's conference title last year in men's basketball was its 10th Southeastern Conference title the Tigers won and it gave LSU a unique triple-double in the league's three major men's sports ... LSU has not won the most titles in the three sports, but they were the first school in league history to win at least 10 titles in each of the three. Alabama is the only other school in the league to have won double figure titles in two of the three (football, baseball).

LSU has won 10 titles in basketball and football and 13 in baseball ... LSU's basketball title years were: 1935, 1953, 1954, 1979, 1981, 1985, 1991, 2000, 2006, 2009.

Mitchell Part Of Unique Group

For senior Tasmin Mitchell he already is part of a unique group of LSU who played on two SEC Championship teams. Mitchell started on both the 2006 and 2008 teams. He joins a select group of players that total nine players in the history of LSU basketball to start on two conference championship teams:

1953, 1954 - Bob Pettit, Benny McArdle, Norman Magee, Don Belcher, Ned Clark
1979, 1981 - Greg Cook, Ethan Martin
2006, 2009 - Tasmin Mitchell, Garrett Temple

About Louisiana Lafayette

The Ragin' Cajuns are four-games deep into their 2009-10 schedule with a 1-3 record ... The team lost its opener with Southern Miss, 79-72, defeated Louisiana College (90-68), fell to Mobile, 68-64, and loss in its most recent outing on Saturday at McNeese State, 60-58 ... A quick total shows that the Cajuns three losses are by just a total of 13 points ... In the McNeese game, Louisiana-Lafayette shot just 18-of-53 for the game (34 percent) compared to 50 percent for McNeese ... The Cajuns were 3-of-18 from the arc and 19-of-24 from the line ... The team is averaging 21.8 free throw makes a contest ... Tyren Johnson had 15 points and 13 rebounds with four steals for Louisiana-Lafayette and Randell Daigle added 10 points ... Louisiana-

SEC MEDIA PREDICTIONS

Eastern Division

TEAM	POINTS
Kentucky	148
Tennessee	117
Vanderbilt	90
South Carolina	77
Florida	68
Georgia	25

Western Division

TEAM	POINTS
Miss. State	144
Ole Miss	140
Alabama	84
LSU	**70**
Arkansas	63
Auburn	44

CAREER DOUBLE-DOUBLES

TASMIN MITCHELL (16)

Game	Date	Pts	Reb
Southern	11/18/05	19	12
UL-Laf.	12/17/05	16	11
Duke	3/23/06	10	10
Texas	12/10/06	23	10
UConn	1/6/07	16	10
Ole Miss	1/17/07	19	10
Ole Miss	2/14/07	11	10
McNeese St.	11/14/07	14	16
CS Fullerton	12/2/08	16	15
Nicholls State	12/17/08	19	10
McNeese St.	12/22/08	12	10
S. Carolina	1/14/09	30	14
Arkansas	1/31/09	11	10
Alabama	2/8/09	16	11
Miss. State	2/11/09	41	11
Arkansas	2/18/09	20	13

STORM WARREN (4)

Game	Date	Pts	Reb
Alcorn State	11/20/08	11	11
ULM	11/13/09	15	12
Indiana State	11/16/09	14	12
Western Ky.	11/17/09	20	11

Countdown to 2,000 Career Points

Tasmin Mitchell

Present Total Points
1,529

To 2,000 Points
471

COMPARING THE STATISTICS

Overall	LSU	Cajuns
Scoring Average	63.2	71.0
Opp. Scoring Average	63.8	68.8
Scoring Margin	-0.6	+2.3
FG Percentage	40.4	40.9
Opp. FG Percentage	42.4	43.9
3 PT FG Pct.	23.9	26.6
Opp. 3 PT FG Pct.	37.8	36.4
3FGs per Game	3.4	5.3
FT Percentage	70.8	72.5
Opp. FT Percentage	72.4	74.8
FT Made Per Game	12.6	21.8
Rebound Avg.	38.4	32.2
Opp. Rebound Avg.	33.6	33.8
Rebound Margin	+4.8	-1.5
Assist Average	11.6	8.0
TO Average	12.2	15.0
Blocks Average	3.2	2.8
Steals Average	6.0	7.0

LSU Scoring Runs

5-0	5
6-0	4
7-0	1
8-0	2
9-0	
10-0	1
11-0	
12-0	2
13-0	
14-0	1 (ULM)
15-0	

Opp. Scoring Runs

5-0	2
6-0	4
7-0	1
8-0	4
9-0	1
10-0	
11-0	2
12-0	
13-0	
14-0	
15	

Lafayette had 16 turnovers, but forced 19 by McNeese ... Robert Lee is in his sixth season with the Cajuns as the head coach after serving for many years as an assistant coach on the staff ... The probable starters based on the last game:

G – 02 Randell Daigle (Sr., 5-10, 183, Lafayette, La.) 13.8 ppg, 1.8 rpg
G – 11 Corey Bloom (Sr, 6-5, 215, New Orleans, La.) 2.8 ppg 0.3 rpg
G – 33 Chris Gradnigo (Jr., 6-7, 218, Lake Charles, La.) 11.0 ppg, 4.0 rpg
F – 01 Tyren Johnson (Sr, 6-8, 204, Vacherie, La.) 13.8 ppg, 8.5 rpg
F – 44 Javan Mitchell (Fr., 6-9, 248, St. Martinsville, La.) 1.8 ppg, 1.3 rpg

In last year's game, won by LSU, 81-79, LSU led 40-31 at the half, before Louisiana-Lafayette rallied late in the second half ... Tasmin Mitchell had 25 points, Bo Spencer 20, Marcus Thornton 12 and Garrett Temple 10 for the Tigers, while Randell Daigle (a senior starter this year) had 24 points and starter Chris Gradnigo had 13.

A Few New Faces Get A Chance To Shine

Three LSU players scored their first career points on a night when all nine players that saw action scored in the 82-62 win over ULM (11/13) ... Redshirt freshman Dennis Harris got his first points seven minutes into the game, while the two signees, Eddie Ludwig and Aaron Dotson also tallied on opening night with Ludwig scoring at the 7:10 mark of the first half and Dotson at the 5:24 mark.

Dotson was a starter on opening night and the Seattle guard scored six points in 18 minutes with no turnovers ... He was the first freshman to start a game for LSU since Anthony Randolph started the 2007-08 opener.

Harris made his first career start against UConn and walk-on Zach Kinsley had his first career start against Arizona State.

A Most Successful Home Season; Starts Well Again

LSU was 19-2 last year, losing only to Xavier and the home finale against Vanderbilt ... It marked the all-time single season for wins in a season in the Maravich Assembly Center ... The previous mark was 16 on two occasions ... LSU had a 17-game home winning streak snapped on Jan. 24 by Xavier, the fourth longest winning streak in the Maravich Center, which enters its 39th season as the home of the Tigers.

LSU has opened the season 3-0 at home, giving LSU a mark of 445-147 as LSU approaches what will be its 600th men's basketball game in the building in January 2010. LSU is an impressive 234-32 in nonconference games in the PMAC. .

Tasmin Mitchell

Mitchell returns for his fifth season at LSU after the successful 2009 effort ... The success came after severe disappointment in 2007-08 when his season was shut down after just three games with a stress fracture that would require surgery in his left shin.

Highlighting his season were the winning three-pointer at Kentucky on Feb. 28 that would win for LSU the conference title and a Feb. 11 night when he pumped in 41 points in a double overtime win at Mississippi State ... He enters the game with 81 double figure scoring games and 16 double-doubles ... He is also in the elite group with over 1,000 points and 500 career rebounds at LSU.

In his senior season, Mitchell will be watched on several career lists including scoring and rebounding to see how far he can go. He has the possibility of being just the third player to top 2,000 points joining Pete Maravich and Durand "Rudy" Macklin. He also could be the all-time leader in minutes if the season goes right, a mark set just last year by Garrett Temple. In fact, he already has moved into eighth place on the school minutes list ... He is 13th on the school scoring list and needs eight rebounds to move to 19th on the school board list ... Mitchell is 10th all-time at the school in career steals.

Mitchell averaged 16.3 points per game (second on the team, eighth in the SEC) a year ago and 7.2 rebounds (11th in the SEC). Last season he shot 52.2 percent from

the field (224-429, 7th in the league) and 72.5 percent from the line.

The Denham Springs product has started every one of the 111 games he has played in at LSU with the exception of senior night last season when he deferred his spot to allow the five seniors to start.

The preseason Wooden and Naismith candidate had a season high 17 points in the Arizona State game, hitting 8-of-13 field goal attempts ... He is averaging 12.2 points in the first five games and 6.8 rebounds and has played all but 11 minutes in the first five games.

Mitchell was also a unanimous preseason first-team All-SEC selection by the coaches.

Bo Spencer

Spencer took charge of the point last season under Coach Johnson and responded by averaging 11.4 points per game, 2.1 rebounds and 2.6 assists. A sprained left ankle kept him out of a couple of mid-February games and a question this year early on will be how he responds to off-season wrist surgery.

So far, so good ... But it is the ankle that he hurt against UConn that kept him out of the Arizona State game and makes him day-to-day for Tuesday's game with Louisiana-Lafayette.

Spencer had 21 points in last year's season opener against Jackson State and did even better in the opener (11/13), scoring 23 points ... Spencer did not have a great shooting night, hitting just 8-of-19 field goals and 3-of-12 treys, but he did have five assists and one steal in 38 minutes ... Spencer had 21 points twice last year, including 21 versus Arkansas in the Centennial game on Jan. 31, 2009.

In the NIT second-round game against Western Kentucky, Spencer had 28 points and seven boards to go with four assists and just one turnover in 40 minutes. In fact, he played all 40 minutes in both NIT games and all but two minutes in the first three contests.

Spencer continued the trend of point guards with positive assists-to-turnover ratio with 87 assists and 63 turnovers last year and this year in four games has 14 assists and 10 turnovers.

He is averaging 16.5 points per game early in the year and 3.5 assists.

Storm Warren Stormin'

Warren's opening three games may rival some of the best three-game opening sets in recent LSU history:

ULM – 15 points, 12 rebounds
Indiana State – 14 points, 12 rebounds
Michigan State – 20 points, 11 rebounds

Through the three games, Warren made 19-of-27 field goal attempts and 11-of-12 free throws.

After double figure games against both UConn and Arizona State in the Garden, Warren is averaging 15.4 points per game and 9.6 rebounds, while making 29-of-45 field goals for the season. The Monroe sophomore is 15th in the league in scoring, third in rebounding and third in field goal percentage, while leading the SEC in offensive rebounds at 5.6 a game.

Last year in 30 games, he averaged 2.0 points per game, 7.5 minutes and a free throw percentage of 48.7 percent (19-of-39) ... Warren in five games has already made more field goals than last year, as many free throws and 18 more points.

Warren becomes the first LSU player to have double doubles in three consecutive games since Glen "Big Baby" Davis had three straight in December 2006.

Dennis Harris

Harris has had a good start to the season after redshirting a year ago. He leads the team in dunks and had a big three-pointer from the top of the key during the 12-0 run that gave LSU the Western Kentucky game (11/17). His first three games were very consistent and earned him the start in the UConn game:

TIGER TRENDS

LSU RECORD...	09-10	SINCE 08-09
In November	3-2	8-2
In December		6-1
In January		6-3
In February		8-0
In March		2-4
In April		
LSU vs. AP Ranked Opponents		
At home		0-1
On the road		
Neutral	0-1	1-2
LSU's Record in Games...		
Decided by 5 pts or less		6-0
Decided by 10 pts or less		12-4
Decided by 11 pts or more	3-2	18-4
At night	3-1	20-3
During the day	0-1	10-5
Decided in Overtime		1-0
Televised	0-2	14-9
LSU's Record When Scoring...		
Less than 60 points	1-2	1-5
60-69 points		5-3
70-79 points	1-0	11-2
80-89 points	1-0	9-0
90-99 points		4-0
100 or more points		
LSU's Record When Allowing...		
Less than 60 points	1-0	11-0
60-69 points	2-0	12-3
70-79 points	0-1	6-3
80-89 points	0-1	0-3
90-99 points		1-1
100 or more points		
LSU's Record When...		
Leading at the half	2-1	23-2
Losing at the half	0-2	5-8
Tied at the half		2-0
Lead 10 minutes left	3-0	27-0
Losing 10 minutes left	0-2	5-10
Tied 10 minutes left		
Lead 5 minutes left	2-0	26-0
Losing 5 minutes left	0-2	3-10
Tied 5 minutes left	1-0	1-0
LSU's Record When Shooting...		
50% or higher		5-0
Less than 50%	3-2	25-10
Better than opponent	3-0	27-2
Worse than opponent	0-2	3-8
Even Shooting		
More 3PT FGs than opp.		13-3
LSU's Record When...		
Outrebounding opp.	3-0	24-3
Outrebounded by opp.	0-2	5-7
Equal rebounds		1-0
LSU's Record When Committing...		
Fewer TO than opp.	2-1	18-6
More TO than opp.	1-1	8-4
Equal TO		4-0
15 or fewer TO	3-2	23-8

CAREER LISTS

LSU SCORING LEADERS

1. Pete Maravich	1967-70	3,667
2. Durand Macklin	1976-81	2,080
3. Howard Carter	1979-83	1,942
4. Shaquille O'Neal	1989-92	1,941
---		
9. Derrick Taylor	1981-82;83-86	1,590
10. Glen Davis	2004-07	1,587
11. Darrel Mitchell	2002-06	1,569
12. Ronnie Henderson	1993-96	1,561
13. Tasmin Mitchelll	**active**	**1,529**

LSU REBOUNDING LEADERS

1. Durand Macklin	1976-81	1,276
2. Shaquille O'Neal	1989-92	1,217
3. Al Sanders	1969-72	1,168
4. Bob Pettit	1951-54	1,039
5. Ned Clark	1951-55	988
---		
15. Ed LeBlanc	1972-76	765
16. Maury Drummond	1960-63	736
17. Dewayne Scales	1977-80	733
18. Roger Sigler	1953-56	713
19. Nikita Wilson	1983-87	699
20. Tasmin Mitchell	**active**	**692**

LSU ASSIST LEADERS

1. Kenny Higgs	1974-78	645
2. Ethan Martin	1977-81	638
3. Torris Bright	2000-03	544
---		
9. Mike Darnall	1972-75	299
10. Johnny Jones	1980-84	271

**** Tasmin Mitchell**	**active**	**241**

LSU STEAL LEADERS

1. Clarence Ceasar	1991-95	310
2. Ethan Martin	1977-81	279
3. Torris Bright	2000-03	246
---		
8. Darryl Joe	1986-88	169
9. Tasmin Mitchell	**active**	**157**

LSU MINUTES PLAYED

1. Garrett Temple	2005-09	4432
2. Howard Carter	1979-83	4276
3. Torris Bright	2000-03	4250
4. Rudy Macklin	1976-81	3965
5. Darrel Mitchell	2002-06	3891
6. Derrick Taylor	1981-82; 83-86	3835
7. Leonard Mitchell	1980-84	3832
8. Tasmin Mitchell	**active**	**3724**

ULM – 9 points, 4 rebounds
Indiana State – 10 points, 8 rebounds
Western Kentucky – 9 points, 4 rebounds, 4 assists

Harris is averaging 6.4 points per game and 3.8 rebounds, averaging 18.4 points per game ... He is 13-of-23 from the field (56.5 percent).

Zach Kinsley

He earned a spot on the team when Coach Johnson held his first ever LSU walk-on tryouts in September 2008, something that Coach Johnson has done at his other coaching spots at Nevada and Stanford ... He has hit upon some good players in the past such as Stanford walk-on Chris Bobel who is now the LSU Director of Basketball Operations ... Kinsley playing in nine games a year ago, averaging 2.6 minutes and scoring a grand total of six points.

Kinsley had to go through the walk-on tryout again, but it was obvious he was so much ahead of the rest of the players, Johnson sent Kinsley to the showers early having seen enough. With LSU's present injury and roster situation, Kinsley has been needed in all five games and against Arizona State in the Garden, the Baton Rouge walk-on was given a starting spot as LSU went with a three-guard lineup.

Kinsley responded hitting three treys in 39 minutes making 5-of-6 free throws to finish with a career high 14 points ... Kinsley has played 79 minutes already this year, hitting 3-of-6 treys to score 24 total points, a 4.8 average.

Florida, LSU Still Have Best Home Win Marks

Since the start of the 2002-03 season, Florida and LSU have the most home wins of any team in the Southeastern Conference (through play on Nov. 29):

Florida 112
LSU 101
Vanderbilt 88
Tennessee 87
Kentucky 85
Alabama 84
Arkansas 80
South Carolina 76
Mississippi State 74
Auburn 74
Ole Miss 70
Georgia 67

Louisiana Win Streak Alive -- 75 Games

The win streak against Louisiana schools at the Maravich Center got tougher and tougher to sustain as three of the last four games last year weren't decided until late ... Nicholls State had a second half surge and against McNeese (12/22) and Louisiana-Lafayette (12/31), the Tigers had to withstand a barrage of three pointers to get the job done to extend the streak to 74 games dating back to the start of it on Dec. 8, 1988 ... Now the streak is at 75 games after the win against ULM with the next text coming on Dec. 1 against Louisiana-Lafayette ... LSU has four wins over Louisiana-Lafayette as part of the present streak.

Six Former Tigers on NBA Rosters, But Some Have Tough Start

When the NBA season got underway, LSU players were on six rosters, but to say it has been a smooth start for former LSU players would not be accurate:

The LSU NBA players:

Brandon Bass - 5th year – Orlando (first year with team)
Glen Davis – 3rd year -- Boston
Shaquille O'Neal -- 18th year – Cleveland (first year with team)

Anthony Randolph – 2nd year - Golden State
Tyrus Thomas – 4th year – Chicago
Marcus Thornton – rookie – New Orleans

But as had been well documented, Glen Davis was in an incident prior to the first game that forced him to have surgery on his hand and he will miss at least the first five weeks, while this past week, Tyrus Thomas fractured his left forearm and is expected to be out a month.

Future Tigers Inked on National Signing Day

LSU men's basketball coach Trent Johnson announced a signing class of four outstanding players who will join the Tigers for the 2010-11 season after national letters-of-intent papers were signed and approved by the LSU Athletics Department on Nov. 11 ... ESPNU has LSU's signing class presently listed as 10th in the country and Rivals.com also lists LSU in its top 20 signing classes for the fall period.

The Tigers received papers from Matt Derenbecker of Metairie, La., who is prepping at Metairie Park Country Day (SF, 6-7, 185); Andre Stringer, Jackson Miss., Forest Park High School (PG, 5-9, 170); Jalen Courtney, Jackson, Miss., Provine High School (PF, 6-8, 210); and, Ralston Turner, Muscle Shoals, Ala., Muscle Shoals High School (SG, 6-6, 193).

Derenbecker was the Gatorade Player of the Year in the state who helped Country Day to the Class IA state championship. He averaged 20.3 points, 11.3 rebounds, six assists and three steals. He will be reunited with his Metairie Park Country Day teammate, Eddie Ludwig, who is a freshman with the 2009-10 Tiger basketball team. Derenbecker is ranked a four-star prospect by both Rivals.com and Scout.

Stringer was the 2009 Mississippi Mr. Basketball. His Forest Park team went 29-6 last year in reaching the championship game of the Class 4A state tournament. He averaged 25 points, seven assists and three steals. Rivals list him as a four-star recruit.

Courtney played for another Jackson school (Provine) that was successful in Class 5A, winning two state championships and reaching the final this past year as he averaged 15 points and eight rebounds for the No. 4-ranked team in the classification. Courtney earned three stars from the recruiting services.

Turner has scored more than 1,800 points in his career and averaged 21 points and nine rebounds a season ago. Muscle Shoals was 22-6 last season with Turner leading the team in most statistical categories that also included 4.3 blocks and 4.0 steals. Turner was ranked the 11th-best shooting guard by ESPN.

Derenbecker, Stringer and Turner were all ranked in ESPNU's top 100 recruits for 2009-10.

Next Up – A Little Study, A Few Final Exams and A Little Practice Until Dec. 12

The Louisiana-Lafayette game puts the wrap on the first portion of the season, a group of six games, that is now broken up by the university-mandated concentrated study period the rest of the week and then final exams all next week.

LSU's next game is Dec. 12 against Northwestern State University at 7 p.m. in the first of four games at home in an eight-day period with LSU playing Southeastern on the 14th, Nicholls State on the 17th and Rice on the afternoon of the 19th. The last two games will be the other two contests in Cox Sports TV's series of three telecasts this season.

Tickets for the upcoming LSU games are available online at LSUsports.net or the LSU Athletics Department Ticket Office during normal business hours.

SCORING BREAKDOWN

CLASS	PTS	PCT.
Freshmen	62	19.6
Sophomores	127	40.2
Juniors	66	20.9
Seniors	61	19.3
SCORING	**PTS**	**PCT.**
Starters	243	76.9
Bench	73	23.1
POINTS IN PAINT	**PTS**	**APG**
LSU	146	29.3
Opponents	132	26.4
POINTS OFF TO	**PTS**	**APG**
LSU	67	13.4
Opponents	60	12.0
BENCH SCORING	**PTS**	**APG**
LSU	73	14.6
Opponents	89	17.8
FT% LAST 5 MINUTES		**PCT**
LSU	16-21	76.2
Opponents	12-18	66.7
FG% LAST 5 MINUTES		**PCT**
LSU	19-39	48.7
Opponents	16-34	47.1
3FG% LAST 5 MINUTES		**PCT**
LSU	4-6	66.7
Opp.	4-10	40.0

W-L RECORDS OF STARTING LINEUPS (G, G, F, F, F or G,G,G,F,F)
3-0 -- Spencer, Dotson, Mitchell, Warren, Green
0-1 -- Spencer, Dotson, Mitchell, Warren, Harris
0-1 -- Bass, Dotson, Kinsley, Mitchell, Warren

LEADING SCORERS --
Bo Spencer -- 2
Storm Warren -- 2
Tasmin Mitchell -- 1

LEADING REBOUNDERS --
Storm Warren -- 4
Tasmin Mitchell -- 1
Eddie Ludwig -- 1

LEADING ASSISTS --
Bo Spencer -- 3
Chris Bass -- 3

TOTAL DUNKS --
Dennis Harris -- 6
Storm Warren -- 3

DOUBLE FIGURE SCORING GAMES --
Bo Spencer -- 3
Tasmin Mitchell -- 3
Storm Warren --5
Dennis Harris -- 1
Zack Kinsley -- 1

DOUBLE DOUBLE --
Storm Warren -- 3

PLAYERS SCORING IN DOUBLE FIGURES BY GAME

1	2	3	4	5	6 more
1		4			

Tasmin Mitchell

Forward • 6-7 • 238 • Senior • 3VL • Denham Springs, La. • Denham Springs HS

1

Senior Season (2009-10)

Has played all but nine minutes in the first four games ... One off his career high in rebounds in the first-round NIT game with Indiana State (14) ... Had 12 points in 40 minutes against Western Kentucky ... Season high of 17 against Arizona State, moving back inside on the block, hitting 8-of-13.

Mitchell's Game-by-Game Statistics

2009-10

OPPONENT	MIN	FG	3FG	FT	REB	PF/D	A	TO	BLK	STL	PTS
Louisiana-Monroe	35	7-14	1-4	0-0	5	4-0	2	2	0	3	15
Indiana State	39	2-11	0-4	4-4	14	3-0	1	3	1	2	8
Western Kentucky	40	5-13	0-2	2-2	8	1-0	2	1	1	1	12
UConn	37	4-12	1-2	0-0	4	3-0	2	3	2	1	9
Arizona State	38	8-13	0-0	1-5	3	4-0	1	2	0	1	17
Louisiana-Lafayette											
Northwestern State											
Southeastern											
Nicholls State											
Rice											
vs. Wash. State											
at Xavier											
Utah											
McNeese State											
Alabama											
at S. Carolina											
at Florida											
Auburn											
Ole Miss											
at Alabama											
at Miss. State											
Tennessee											
Kentucky											
at Arkansas											
at Vanderbilt											
Mississippi State											
Arkansas											
at Auburn											
at Ole Miss											
Georgia											
SEC Tournament											

Top Performances

Points

Season:	17, vs. Arizona State, 11/27/09
Career:	41, at Miss. State, 2/11/09

Rebounds

Season:	14, vs. Indiana State, 11/16/09
Career:	15, vs. CS Fullerton, 12/2/08

Field Goals Made

Season:	8, vs. Arizona State, 11/27/09
Career:	12, twice

3 PT FG Made

Season:	1, twice
Career:	5, vs. ULM, 11/19/06

Free Throws Made

Season:	4, vs. Indiana State, 11/16/09
Career:	15, at Miss. State, 2/11/09

Assists

Season:	2, three times
Career:	6, twice

Blocks

Season:	2, vs. UConn, 11/25/09
Career:	3, twice

Steals

Season:	3, vs. ULM, 11/13/09
Career:	6, vs. UL-Laf, 12/31/08

Minutes Played

Season	40, vs. W. Kentucky, 11/17/09
Career:	49, at Miss. State, 2/11/09

Top Career Scoring Games

1.	41	at Miss. State, 2/11/09
2.	30	vs. S. Carolina, 1/14/09
3.	27	at Georgia, 2/4/09
4.	25	vs. UL-Lafayette, 12/31/08
5.	24	vs. Miss. State, 1/21/09
5.	24	vs. SE Louisiana, 1/3/09
5.	24	At Auburn, 2/28/07
8.	23	At Tennessee, 2/6/07
8.	23	vs. Texas, 12/10/06
10.	21	three times

Tasmin Mitchell's Career Stats

YEAR	GP-GS	MIN/AVG	FG-FGA	PCT.	3FG-FGA	PCT.	FT-FTA	PCT.	REB.-AVG	PF-FO	AST	TO	BLK	STL	PTS-AVG.
05-06	36-36	1240/34.4	162-365	.444	28-95	.295	60-81	.741	201-5.6	85-0	100	83	18	53	412-11.4
06-07	32-32	1092/34.1	173-371	.466	41-109	.376	78-104	.750	189-5.9	76-1	59	55	25	34	465-14.5
07-08	3-3	66/22.0	7-21	.333	0-5	.000	8-10	.800	17-5.7	8-0	6	9	1	7	22-7.3
08-09	35-34	1137/32.5	224-429	.522	10-19	.526	111-153	.725	251-7.2	89-0	68	70	23	55	569-16.3
09-10	5-5	189/37.8	26-63	.413	2-12	.167	7-11	.636	34-6.8	15-0	8	11	4	8	61-12.2
Totals	**111-110**	**3724/33.5**	**592-1249**	**.474**	**81-240**	**.338**	**264-359**	**.735**	**692-6.2**	**273-1**	**241**	**228**	**71**	**157**	**1529-13.8**

Garrett Green

Forward * 6-11 * 230 * Sophomore * 1VL * Woodland Hills, Calif. * Taft HS

3

Top Performances

Points

Season:	3, twice
Career:	6, vs. Oregon State, 12/21/07

Rebounds

Season:	4, vs. UConn, 11/25/09
Career:	8, vs. Southern, 11/30/07

Field Goals Made

Season:	1, three times
Career:	2, five times

3 PT FG Made

Season:	
Career:	1, twice

Free Throws Made

Season:	1, three times
Career:	1, six times

Assists

Season:	1, vs. ULM, 11/13/09
Career:	1, four times

Blocks

Season:	
Career:	2, vs. Oklahoma St., 11/19/07

Steals

Season:	2, vs. ULM, 11/13/09
Career:	2, vs. ULM, 11/13/09

Minutes Played

Season:	16, vs. ULM, 11/13/09
Career:	22, at Texas A&M, 1/5/08

Top Career Scoring Games

1. 6, vs. Oregon State, 12/21/07
2. 4, vs. Texas A&M, 1/5/07
2. 4, vs. Washington, 12/29/07
2. 4, vs. Southern, 11/30/07
2. 4, vs. Nicholls State, 11/28/07
6. 3, vs. UConn, 11/25/09
6. 3, vs. ULM, 11/13/09
6. 3, vs. Tennessee, 2/9/08
6. 3, at Vanderbilt, 1/19/08
10. 2, seven times

Sophomore Season (2009-10)

Returning from redshirt season that saw him have back surgery ... Started all three games.

Green's Game-by-Game Statistics

2009-10

OPPONENT	MIN	FG	3FG	FT	REB	PF/D	A	TO	BLK	STL	PTS
Louisiana-Monroe	16	1-5	0-0	1-2	3	3-0	1	2	0	2	3
Indiana State	13	1-7	0-0	0-0	3	0-0	0	0	0	0	2
Western Kentucky	13	0-2	0-0	1-2	4	0-0	0	3	0	1	1
UConn	13	1-4	0-0	1-2	4	4-0	0	1	0	0	3
Arizona State	3	0-2	0-0	0-0	0	0-0	0	0	0	0	0
Louisiana-Lafayette											
Northwestern State											
Southeastern											
Nicholls State											
Rice											
vs. Wash. State											
at Xavier											
Utah											
McNeese State											
Alabama											
at S. Carolina											
at Florida											
Auburn											
Ole Miss											
at Alabama											
at Miss. State											
Tennessee											
Kentucky											
at Arkansas											
at Vanderbilt											
Mississippi State											
Arkansas											
at Auburn											
at Ole Miss											
Georgia											
SEC Tournament											

Garrett Green's Career Stats

YEAR	GP-GS	MIN/AVG	FG-FGA	PCT.	3FG-FGA	PCT.	FT-FTA	PCT.	REB.-AVG	PF-FO	AST	TO	BLK	STL	PTS-AVG.
07-08	25-1	241-9.6	20-47	.426	2-5	.400	3-7	.429	40-1.6	41-1	3	11	5	1	45-1.6
09-10	5-3	58-11.6	3-20	.150	0-0	.000	3-6	.500	14-2.8	7-0	1	6	0	3	9-1.8
Totals	**30-4**	**299/10.0**	**23-67**	**.343**	**2-5**	**.400**	**6-13**	**.462**	**54-1.8**	**48-1**	**4**	**17**	**5**	**4**	**54-1.8**



Chris Bass

Guard • 6-1 • 185 • Sophomore • 1L • Baton Rouge, La. • Lee Academy Prep (Maine)

4

Top Performances

Points

Season:	7, twice
Career:	7, twice

Rebounds

Season:	4, twice
Career:	8, vs. Grambling St., 12/13/08

Field Goals Made

Season:	3, twice
Career:	3, twice

3 PT FG Made

Season:	1, vs. UConn, 11/25/09
Career:	2, vs. Grambling St., 12/13/08

Free Throws Made

Season:	2, vs. Indiana State, 11/13/09
Career:	3, at Utah, 1/6/09

Assists

Season:	6, vs. Arizona State, 11/27/09
Career:	6, twice

Blocks

Season:	
Career:	1, vs. S. Carolina, 1/14/09

Steals

Season:	4, vs. ULM, 11/13/09
Career:	4, vs. ULM, 11/13/09

Minutes Played

Season:	31 vs. ULM, 11/13/09
Career:	31, vs. ULM, 11/13/09

Top Career Scoring Games

1. 7, vs. UConn, 11/25/09
1. 7, vs. ULM, 11/13/09
3. 6, vs. Grambling State, 12/13/08
4. 5, vs. Alabama, 2/8/09
5. 4, vs. NW State, 11/23/08
6. 3, vs. Utah, 1/6/09
6. 3, vs. McNeese State, 12/22/08
8. 2, vs. Indiana State, 11/16/09
9. 1, three times

Sophomore Season (2009-10)

Off the bench to play solid minutes, sometimes in point-guard combo with Bo Spencer ... Played 30 minutes against UConn in NIT, tying his career and season high of seven points.

Bass's Game-by-Game Statistics

2009-10

OPPONENT	MIN	FG	3FG	FT	REB	PF/D	A	TO	BLK	STL	PTS
Louisiana-Monroe	31	3-5	0-1	1-2	4	0-0	5	2	0	4	7
Indiana State	23	0-2	0-1	2-2	3	1-0	2	0	0	0	2
Western Kentucky	16	0-1	0-1	1-3	1	0-0	1	0	0	0	1
UConn	30	3-5	1-2	0-0	2	2-0	3	0	0	0	7
Arizona State	39	0-3	0-3	0-0	4	2-0	6	2	0	0	0
Louisiana-Lafayette											
Northwestern State											
Southeastern											
Nicholls State											
Rice											
vs. Wash. State											
at Xavier											
Utah											
McNeese State											
Alabama											
at S. Carolina											
at Florida											
Auburn											
Ole Miss											
at Alabama											
at Miss. State											
Tennessee											
Kentucky											
at Arkansas											
at Vanderbilt											
Mississippi State											
Arkansas											
at Auburn											
at Ole Miss											
Georgia											
SEC Tournament											

Chris Bass' Career Stats

YEAR	GP-GS	MIN/AVG	FG-FGA	PCT.	3FG-FGA	PCT.	FT-FTA	PCT.	REB.-AVG	PF-FO	AST	TO	BLK	STL	PTS-AVG.
08-09	28-0	276/9.9	7-26	.269	4-14	.286	5-14	.357	31-1.1	21-0	43	14	1	5	23-0.8
09-10	5-1	139/27.8	6-16	.375	1-8	.125	4-7	.571	14-2.8	5-0	17	4	0	4	17-3.4
Totals	**33-1**	**415/12.6**	**13-42**	**.310**	**5-22**	**.227**	**9-21**	**.429**	**45-1.4**	**26-0**	**60**	**18**	**1**	**9**	**40-1.2**



Daron Populist

Guard * 5-10 * 170 * Freshman * HS * Slidell, La. * Salmen HS

10

Top Performances

Points
Season:
Career:

Rebounds
Season:
Career:

Field Goals Made
Season:
Career:

3 PT FG Made
Season:
Career:

Free Throws Made
Season:
Career:

Assists
Season: 1, vs. Arizona State, 11/27/09
Career: 1, vs. Arizona State, 11/27/09

Blocks
Season:
Career:

Steals
Season:
Career:

Minutes Played
Season: 1, vs. Arizona State, 11/27/09
Career: 1, vs. Arizona State, 11/27/09

Top Career Scoring Games

1.

Freshman Season (2009-10)

Populist's Game-by-Game Statistics
2009-10

OPPOSENT	MIN	FG	3FG	FT	REB	PF/D	A	TO	BLK	STL	PTS
Louisiana-Monroe	DNP										
Indiana State	DNP										
Western Kentucky	DNP_										
UConn	DNP										
Arizona State	1	0-0	0-0	0-0	0	0-0	1	0	0	0	0
Louisiana-Lafayette											
Northwestern State											
Southeastern											
Nicholls State											
Rice											
vs. Wash. State											
at Xavier											
Utah											
McNeese State											
Alabama											
at S. Carolina											
at Florida											
Auburn											
Ole Miss											
at Alabama											
at Miss. State											
Tennessee											
Kentucky											
at Arkansas											
at Vanderbilt											
Mississippi State											
Arkansas											
at Auburn											
at Ole Miss											
Georgia											
SEC Tournament											

Daron Populist's Career Stats

YEAR	GP-GS	MIN/AVG	FG-FGA	PCT.	3FG-FGA	PCT.	FT-FTA	PCT.	REB.-AVG	PF-FO	AST	TO	BLK	STL	PTS-AVG.
09-10	1-0	1/1.0	0-0	.000	0-0	.000	0-0	.000	0-0.0	0-0	1	0	0	0	0-0.0
Totals	**1-0**	**1/1.0**	**0-0**	**.000**	**0-0**	**.000**	**0-0**	**.000**	**0-0.0**	**0-0**	**1**	**0**	**0**	**0**	**0-0.0**

Bo Spencer

Guard • 6-2 • 186 • Junior • 2VL • Baton Rouge, La. • Glen Oaks HS

11

Junior Season (2009-10)

Has played all but two minutes in the opener with career highs in the first and third games ...LSU's scoring point guard, came from an 0-5 night in the first round of the NIT to hit 4-of-9 against Western Kentucky ... Career 80 percent free throw shooter ... Also career high in rebounds (7) against WKU ... Missed last 14 minutes after injuring ankle against UConn (11/25)

Spencer's Game-by-Game Statistics

2009-10

OPPONENT	MIN	FG	3FG	FT	REB	PF/D	A	TO	BLK	STL	PTS
Louisiana-Monroe	38	8-19	3-12	4-4	3	0-0	5	4	0	1	23
Indiana State	40	4-20	0-5	2-4	2	2-0	3	1	0	0	10
Western Kentucky	40	8-17	4-9	8-9	7	1-0	4	1	0	2	28
UConn	26	2-15	0-5	1-2	1	0-0	2	4	0	3	5
Arizona State	DNP-injury										
Louisiana-Lafayette											
Northwestern State											
Southeastern											
Nicholls State											
Rice											
vs. Wash. State											
at Xavier											
Utah											
McNeese State											
Alabama											
at S. Carolina											
at Florida											
Auburn											
Ole Miss											
at Alabama											
at Miss. State											
Tennessee											
Kentucky											
at Arkansas											
at Vanderbilt											
Mississippi State											
Arkansas											
at Auburn											
at Ole Miss											
Georgia											
SEC Tournament											

Top Performances

Points
Season: 28, vs. W. Kentucky, 11/17/09
Career: 28, vs. W. Kentucky, 11/17/09

Rebounds
Season: 7, vs. W. Kentucky, 11/17/09
Career: 7, vs. W. Kentucky, 11/17/09

Field Goals Made
Season: 8, twice
Career: 8, twice

3 PT FG Made
Season: 4, vs. W. Kentucky, 11/17/09
Career: 5, vs. Arkansas, 1/31/09

Free Throws Made
Season: 8, vs. W, Kentucky, 11/17/09
Career: 8, twice

Assists
Season: 5, vs. ULM, 11/13/09
Career: 6, three times

Blocks
Season:
Career: 1, four times

Steals
Season: 3, vs. UConn, 11/25/09
Career: 5, vs. S. Carolina, 1/14/09

Minutes Played
Season: 40, twice
Career: 40, three times

Top Career Scoring Games

1. 28, vs. W. Kentucky, 11/17/09
2. 23 vs. ULM, 11/13/09
3. 21, vs. Arkansas, 1/31/09
3. 21, vs. Jackson State, 11/15/08
5. 20, vs. UL-Lafayette, 12/31/08
6. 19, vs. Washington State, 12/27/08
7. 17, vs. SE Louisiana, 1/3/09
7. 17, vs. Nicholls State, 12/17/08
9; 16 vs. Kentucky (SECT), 3/13/09
9. 16, at Kentucky, 2/28/09

Bo Spencer's Career Stats

YEAR	GP-GS	MIN/AVG	FG-FGA	PCT.	3FG-FGA	PCT.	FT-FTA	PCT.	REB.-AVG	PF-FO	AST	TO	BLK	STL	PTS-AVG.
07-08	30-3	475/15.8	33-102	.324	20-62	.323	16-22	.727	36-1.2	36-0	43	27	1	15	102-3.4
08-09	33-32	1030/31.2	124-301	.412	60-149	.403	68-81	.840	96-2.9	59-0	87	63	3	27	376-11.4
09-10	4-4	144/36.0	22-71	.310	7-31	.226	15-19	.789	13-3.3	3-0	14	10	0	6	66-16.5
Totals	**67-39**	**1649/24.6**	**179-474**	**.378**	**87-242**	**.360**	**99-122**	**.811**	**145-2.2**	**98-0**	**144**	**100**	**4**	**48**	**544-8.1**



Aaron Dotson

Guard • 6-4 • 205 • Freshman • HS • Seattle, Wash. • Rainier Beach HS

12

Top Performances

Points

Season:	6, vs. ULM, 11/13/09
Career:	6, vs. ULM, 11/13/09

Rebounds

Season:	5, vs. Arizona State, 11/27/09
Career:	5, vs. Arizona State, 11/27/09

Field Goals Made

Season:	2, vs. ULM, 11/13/09
Career:	2, vs. ULM, 11/13/09

3 PT FG Made

Season:	1. twice
Career:	1, twice

Free Throws Made

Season:	2, vs. Arizona State, 11/27/09
Career:	2, vs. Arizona State, 11/27/09

Assists

Season:	2, twice
Career:	2, twice

Blocks

Season:	1, twice
Career:	1, twice

Steals

Season:	1, vs. UConn, 11/25/09
Career:	1, vs. UConn, 11/25/09

Minutes Played

Season:	34, vs. Arizona State, 11/27/09
Career:	34, vs. Arizona State, 11/27/09

Top Career Scoring Games

1. 6, vs. ULM, 11/13/09
2, 5, vs. Arizona State, 11/27/09
3. 2, vs. UConn, 11/25/09
3. 2, vs. Indiana State, 11/16/09

Freshman Season (2009-10)

First freshman starter in opening game for LSU since Anthony Randolph at the start of the 2007-08 season.

Dotson's Game-by-Game Statistics

2009-10

OPPONENT	MIN	FG	3FG	FT	REB	PF/D	A	TO	BLK	STL	PTS
Louisiana-Monroe	18	2-5	1-3	1-2	3	1-0	0	0	1	0	6
Indiana State	17	1-2	0-1	0-0	2	3-0	1	2	0	0	2
Western Kentucky	22	0-2	0-2	0-0	3	4-0	2	1	1	0	0
UConn	22	1-3	0-1	0-0	1	1-0	0	1	0	1	2
Arizona State	34	1-5	1-2	2-2	5	5-1	2	4	0	0	5
Louisiana-Lafayette											
Northwestern State											
Southeastern											
Nicholls State											
Rice											
vs. Wash. State											
at Xavier											
Utah											
McNeese State											
Alabama											
at S. Carolina											
at Florida											
Auburn											
Ole Miss											
at Alabama											
at Miss. State											
Tennessee											
Kentucky											
at Arkansas											
at Vanderbilt											
Mississippi State											
Arkansas											
at Auburn											
at Ole Miss											
Georgia											
SEC Tournament											

Aaron Dotson's Career Stats

YEAR	GP-GS	MIN/AVG	FG-FGA	PCT.	3FG-FGA	PCT.	FT-FTA	PCT.	REB.-AVG	PF-FO	AST	TO	BLK	STL	PTS-AVG.
09-10	5-5	113/22.6	5-17	.294	2-9	.222	3-4	.750	14-2.8	14-1	5	8	2	1	15-3.0
Totals	**5-5**	**113/22.6**	**5-17**	**.294**	**2-9**	**.222**	**3-4**	**.750**	**14-2.8**	**14-1**	**5**	**8**	**2**	**1**	**15-3.0**

Eddie Ludwig

Forward • 6-9 • 215 * Freshman • HS • Metairie, La. • Metairie Park Country Day

13

Top Performances

Points

Season: 6, vs. UConn, 11/25/09
Career: 6, vs. UConn, 11/25/09

Rebounds

Season: 6, vs. UConn, 11/25/09
Career: 6, vs. UConn, 11/25/09

Field Goals Made

Season 2, vs. UConn, 11/25/09
Career: 2, vs. UConn, 11/25/09

3 PT FG Made

Season:
Career:

Free Throws Made

Season: 2, vs. UConn, 11/25/09
Career: 2, vs. UConn, 11/25/09

Assists

Season:
Career:

Blocks

Season:
Career:

Steals

Season: 2, vs. UConn, 11/25/09
Career: 2, vs. UConn, 11/25/09

Minutes Played

Season: 21, vs. UConn, 11/25/09
Career: 21, vs. UConn, 11/25/09

Top Career Scoring Games

1. 6, vs. UConn, 11/25/09
2. 3, vs. Indiana State, 11/16/09
3. 2, vs. ULM, 11/13/09

Freshman Season (2009-10)

Has come off the bench in all four games ... had one of his best outings against UConn (11/25), with 21 minutes, 6 points, 6 rebounds, 2 steals.

Ludwig's Game-by-Game Statistics

2009-10

OPPONENT	MIN	FG	3FG	FT	REB	PF/D	A	TO	BLK	STL	PTS
Louisiana-Monroe	9	1-2	0-0	0-0	2	2-0	0	0	0	0	2
Indiana State	10	2-4	0-2	0-0	3	0-0	0	1	0	0	4
Western Kentucky	4	0-1	0-0	0-0	0	1-0	0	0	0	0	0
UConn	21	2-5	0-0	2-2	6	1-0	0	2	0	2	6
Arizona State	6	0-0	0-0	0-0	1	2-0	0	1	0	0	0
Louisiana-Lafayette											
Northwestern State											
Southeastern											
Nicholls State											
Rice											
vs. Wash. State											
at Xavier											
Utah											
McNeese State											
Alabama											
at S. Carolina											
at Florida											
Auburn											
Ole Miss											
at Alabama											
at Miss. State											
Tennessee											
Kentucky											
at Arkansas											
at Vanderbilt											
Mississippi State											
Arkansas											
at Auburn											
at Ole Miss											
Georgia											
SEC Tournament											

Eddie Ludwig's Career Stats

YEAR	GP-GS	MIN/AVG	FG-FGA	PCT.	3FG-FGA	PCT.	FT-FTA	PCT.	REB.-AVG	PF-FO	AST	TO	BLK	STL	PTS-AVG.
09-10	5-0	50-10.0	5-12	.417	0-2	.000	2-2	1.000	12-2.4	6-0	0	4	0	2	12-2.4
Totals	**5-0**	**50-10.0**	**5-12**	**.417**	**0-2**	**.000**	**2-2**	**1.000**	**12-2.4**	**6-0**	**0**	**4**	**0**	**2**	**12-2.4**



Chris Beattie

Guard • 6-4 • 189 • Junior • HS • Slidell, La. • Pope John Paul II HS

14

Top Performances

Points
Season: 3, vs. Arizona State, 11/27/09
Career: 3, vs. Arizona State, 11/27/09

Rebounds
Season: 1, vs. Arizona State, 11/27/09
Career: 1, vs. Arizona State, 11/27/09

Field Goals Made
Season: 1, vs. Arizona State, 11/27/09
Career: 1, vs. Arizona State, 11/27/09

3 PT FG Made
Season: 1, vs. Arizona State, 11/27/09
Career: 1, vs. Arizona State, 11/27/09

Free Throws Made
Season
Career:

Assists
Season:
Career:

Blocks
Season:
Career:

Steals
Season:
Career:

Minutes Played
Season: 4, vs. Arizona State, 11/27/09
Career: 4, vs. Arizona State, 11/27/09

Top Career Scoring Games

1. 3, vs. Arizona State, 11/27/09

Junior Season (2009-10)

Beattie's Game-by-Game Statistics

2009-10

OPPONENT	MIN	FG	3FG	FT	REB	PF/D	A	TO	BLK	STL	PTS
Louisiana-Monroe	DNP										
Indiana State	DNP										
Western Kentucky	DNP										
UConn	DNP										
Arizona State	4	1-2	1-1	0-0	1	2-0	0	1	0	0	3
Louisiana-Lafayette											
Northwestern State											
Southeastern											
Nicholls State											
Rice											
vs. Wash. State											
at Xavier											
Utah											
McNeese State											
Alabama											
at S. Carolina											
at Florida											
Auburn											
Ole Miss											
at Alabama											
at Miss. State											
Tennessee											
Kentucky											
at Arkansas											
at Vanderbilt											
Mississippi State											
Arkansas											
at Auburn											
at Ole Miss											
Georgia											
SEC Tournament											

Chris Beattie's Career Stats

YEAR	GP-GS	MIN/AVG	FG-FGA	PCT.	3FG-FGA	PCT.	FT-FTA	PCT.	REB.-AVG	PF-FO	AST	TO	BLK	STL	PTS-AVG.
09-10	1-0	4-4.0	1-2	.500	1-1	1.000	0-0	.000	1-1.0	0-0	0	0	0	0	3-3.0
Totals	**1-0**	**4-4.0**	**1-2**	**.500**	**1-1**	**1.000**	**0-0**	**.000**	**1-1.0**	**0-0**	**0**	**0**	**0**	**0**	**3-3.0**

Dennis Harris

Forward • 6-11 • 190 • Freshman • RS • Jonesboro, Ga. • Mundy's Mill HS

15

Top Performances

Points

Season:	10, vs. Indiana State, 11/16/09
Career:	10, vs. Indiana State, 11/16/09

Rebounds

Season:	8, vs. indiana State, 11/16/09
Career:	8, vs. Indiana State, 11/16/09

Field Goals Made

Season:	5, vs. Indiana State, 11/16/09
Career:	5, vs. Indiana State, 11/16/09

3 PT FG Made

Season:	1, vs. W. Kentucky, 11/17/09
Career:	1, vs. W. Kentucky, 11/17/09

Free Throws Made

Season:	3, vs. ULM, 11/13/09
Career:	3, vs. ULM, 11/13/09

Assists

Season:	4, vs. W. Kentucky, 11/17/09
Career:	4, vs. W. Kentucky, 11/17/09

Blocks

Season:	
Career:	

Steals

Season:	
Career:	

Minutes Played

Season:	29, vs. W. Kentucky, 11/17/09
Career:	29, vs. W. Kentucky, 11/17/09

Top Career Scoring Games

1. 10, vs. Indiana State, 11/16/09
2. 9, vs. W. Kentucky, 11/17/09
2. 9, vs. ULM, 11/13/09
4. 4, vs. UConn, 11/25/09

Freshman Season (2009-10)

Harris, who redshirted last year as been coming off the bench and getting more and more playing time ... Consistent in scoring so far ... Hit a big trey in the 12-0 run that broke the final tie in the Western Kentucky game (11/17) ... Had his first collegiate start against UConn (11/25).

Harris' Game-by-Game Statistics

2009-10

OPPONENT	MIN	FG	3FG	FT	REB	PF/D	A	TO	BLK	STL	PTS
Louisiana-Monroe	17	3-4	0-0	3-4	4	3-0	1	0	0	0	9
Indiana State	21	5-9	0-1	0-0	8	3-0	0	0	0	0	10
Western Kentucky	29	3-3	1-1	2-3	4	0-0	4	3	0	0	9
UConn	15	2-5	0-0	0-0	2	4-0	2	0	0	0	4
Arizona State	10	0-2	0-0	0-2	1	2-0	0	0	0	0	0
Louisiana-Lafayette											
Northwestern State											
Southeastern											
Nicholls State											
Rice											
vs. Wash. State											
at Xavier											
Utah											
McNeese State											
Alabama											
at S. Carolina											
at Florida											
Auburn											
Ole Miss											
at Alabama											
at Miss. State											
Tennessee											
Kentucky											
at Arkansas											
at Vanderbilt											
Mississippi State											
Arkansas											
at Auburn											
at Ole Miss											
Georgia											
SEC Tournament											

Dennis Harris Career Stats

YEAR	GP-GS	MIN/AVG	FG-FGA	PCT.	3FG-FGA	PCT.	FT-FTA	PCT.	REB.-AVG	PF-FO	AST	TO	BLK	STL	PTS-AVG.
09-10	5-1	92-18.4	13-23	.565	1-2	.500	5-9	.556	19-3.8	12-0	7	3	0	0	32-6.4
Totals	**5-1**	**92-18.4**	**13-23**	**.565**	**1-2**	**.500**	**5-9**	**.556**	**19-3.8**	**12-0**	**7**	**3**	**0**	**0**	**32-6.4**

Zach Kinsley

Guard/Forward • 6-5 • 212 • Sophomore • SQ • Baton Rouge, La. • St. Thomas More Prep (Conn.)

20

Top Performances

Points

Season:	14, vs. Arizona State, 11/27/09
Career:	14, vs. Arizona State, 11/27/09

Rebounds

Season:	2, vs. Arizona State, 11/27/09
Career:	4, vs. Alcorn State, 11/20/08

Field Goals Made

Season:	3, vs. Arizona State, 11/27/09
Career:	3, vs. Arizona State, 11/27/09

3 PT FG Made

Season:	3, vs. Arizona State, 11/27/09
Career:	3, vs. Arizona State, 11/27/09

Free Throws Made

Season:	5, vs. Arizona State, 11/27/09
Career:	5, vs. Arizona State, 11/27/09

Assists

Season:	1, vs. ULM, 11/13/09
Career:	1, vs. ULM, 11/13/09

Blocks

Season:	
Career:	

Steals

Season:	2, vs. Arizona State, 11/27/09
Career	2, vs. Arizona State, 11/27/09

Minutes Played

Season:	39, vs. Arizona State, 11/27/09
Career:	39, vs. Arizona State, 11/27/09

Top Career Scoring Games

1.	14,	vs. Arizona State, 11/27/09
2.	4.	vs. UConn, 11/25/09
2.	4	vs. Indiana State, 11/16/09
2.	4	vs. Alcorn State, 11/20/08
5.	2	vs. ULM, 11/1/309
6.	1	vs. S. Carolina, 1/14/09
6.	1	vs. Centenary, 11/28/08

Sophomore Season (2009-10)

Kinsley, who made the team a year ago in walk-on tryouts, has gotten minutes in all three games and equaled his career high of four points against Indiana State (11/16) ... Again had career best of 4 against UConn (11/25) ... Had his best game as a Tiger in a start against Arizona State (11/27), playing 39 minutes, hitting three treys and scoring 14 points.

Kinsley's Game-by-Game Statistics

2009-10

OPPONENT	MIN	FG	3FG	FT	REB	PF/D	A	TO	BLK	STL	PTS
Louisiana-Monroe	12	1-6	0-1	0-0	1	1-0	1	0	0	0	2
Indiana State	12	2-4	0-1	0-0	0	0-0	0	0	0	1	4
Western Kentucky	2	0-0	0-0	0-0	0	0-0	0	0	0	0	0
UConn	14	2-5	0-0	0-0	1	1-0	0	0	0	0	4
Arizona State	39	3-8	3-4	5-6	2	2-0	0	2	0	2	14
Louisiana-Lafayette											
Northwestern State											
Southeastern											
Nicholls State											
Rice											
vs. Wash. State											
at Xavier											
Utah											
McNeese State											
Alabama											
at S. Carolina											
at Florida											
Auburn											
Ole Miss											
at Alabama											
at Miss. State											
Tennessee											
Kentucky											
at Arkansas											
at Vanderbilt											
Mississippi State											
Arkansas											
at Auburn											
at Ole Miss											
Georgia											
SEC Tournament											

Zach Kinsley's Career Stats

YEAR	GP-GS	MIN/AVG	FG-FGA	PCT.	3FG-FGA	PCT.	FT-FTA	PCT.	REB.-AVG	PF-FO	AST	TO	BLK	STL	PTS-AVG.
08-09	9-0	23-2.6	2-6	.333	0-0	.000	2-4	.500	4-0.4	3-0	0	3	0	1	6-0.7
09-10	5-1	79-15.8	8-23	.348	3-6	.500	5-6	.833	4-0.8	4-0	1	2	0	3	24-4.8
Totals	**14-1**	**102/7.3**	**10-29**	**.345**	**3-6**	**.500**	**7-10**	**.700**	**8-0.6**	**7-0**	**1**	**5**	**0**	**4**	**30-2.1**

Taylor Jacobsen

Forward • 6-6 • 205 • Sophomore • HS • Charlotte, N.C. • Charlotte Catholic HS

22

Top Performances

Points
Season:
Career:

Rebounds
Season:
Career:

Field Goals Made
Season:
Career:

3 PT FG Made
Season:
Career:

Free Throws Made
Season
Career:

Assists
Season:
Career:

Blocks
Season:
Career:

Steals
Season:
Career:

Minutes Played
Season:
Career:

Top Career Scoring Games

1.

Freshman Season (2009-10)

Jacobsen's Game-by-Game Statistics

2009-10

OPPONENT	MIN	FG	3FG	FT	REB	PF/D	A	TO	BLK	STL	PTS
Louisiana-Monroe	DNP										
Indiana State	DNP										
Western Kentucky	DNP										
UConn	DNP										
Arizona State	DNP										
Louisiana-Lafayette											
Northwestern State											
Southeastern											
Nicholls State											
Rice											
vs. Wash. State											
at Xavier											
Utah											
McNeese State											
Alabama											
at S. Carolina											
at Florida											
Auburn											
Ole Miss											
at Alabama											
at Miss. State											
Tennessee											
Kentucky											
at Arkansas											
at Vanderbilt											
Mississippi State											
Arkansas											
at Auburn											
at Ole Miss											
Georgia											
SEC Tournament											

Taylor Jacobsen's Career Stats

YEAR	GP-GS	MIN/AVG	FG-FGA	PCT.	3FG-FGA	PCT.	FT-FTA	PCT.	REB.-AVG	PF-FO	AST	TO	BLK	STL	PTS-AVG.
09-10															
Totals															

Storm Warren

Forward • 6-7 • 230 • Sophomore • 1VL • Monroe, La. • Richwood HS

24

Sophomore Season (2009-10)

Outstanding start to the season with three double doubles, with 20 of his 35 rebounds offensive in the three games (6 vs. ULM, 8 vs. Indiana State, 6 vs. Western Kentucky) ... Hitting 70 percent from the field and 91.7 percent (11-12) at the free throw line after hitting just 48 percent a year ago at the charity stripe (19-39). Needs just 12 points to surpass his point total in 30 games a year ago ... Warren hit 6-of-8 field goals against UConn (11/25).

Warren's Game-by-Game Statistics

2009-10

OPPONENT	MIN	FG	3FG	FT	REB	PF/D	A	TO	BLK	STL	PTS
Louisiana-Monroe	24	5-7	0-0	5-6	12	2-0	4	3	3	1	15
Indiana State	25	6-8	0-0	2-2	12	4-0	0	1	2	1	14
Western Kentucky	34	8-12	0-0	4-4	11	2-0	0	3	1	0	20
UConn	22	6-8	0-0	3-7	6	5-1	0	1	2	0	15
Arizona State	26	4-10	0-0	5-6	7	4-0	0	1	2	1	13
Louisiana-Lafayette											
Northwestern State											
Southeastern											
Nicholls State											
Rice											
vs. Wash. State											
at Xavier											
Utah											
McNeese State											
Alabama											
at S. Carolina											
at Florida											
Auburn											
Ole Miss											
at Alabama											
at Miss. State											
Tennessee											
Kentucky											
at Arkansas											
at Vanderbilt											
Mississippi State											
Arkansas											
at Auburn											
at Ole Miss											
Georgia											
SEC Tournament											

Top Performances

Points

Season:	20, vs. W, Kentucky, 11/17/09
Career:	20, vs. W. Kentucky, 11/17/09

Rebounds

Season:	12, twice
Career:	12, twice

Field Goals Made

Season:	6, vs. W. Kentucky, 11/17/09
Career:	6, vs. W. Kentucky, 11/17/09

3 PT FG Made

Season:	
Career:	

Free Throws Made

Season:	5, twice
Career:	5, three times

Assists

Season:	4, vs. ULM, 11/13/09
Career:	4, vs. ULM, 11/13/09

Blocks

Season:	3, vs. ULM, 11/13/09
Career:	4, vs. Alcorn St., 11/20/08

Steals

Season:	1, twice
Career:	1, 10 times

Minutes Played

Season:	34, vs. W. Kentucky, 11/17/09
Career:	34, vs. W. Kentucky, 11/17/09

Top Career Scoring Games

1. 20, vs. W. Kentucky, 11/17/09
2 15, vs. UConn, 11/25/09
2. 15, vs. ULM, 11/13/09
4. 14, vs. Indiana State, 11/16/09
5. 13, vs. Arizona State, 11/27/09
6. 11, vs. Alcorn State, 11/20/08
7. 7, at Mississippi State, 2/11/09
8. 6, vs. Miss. State (SECT), 3/14/09
8. 6, vs. Jackson State, 11/15/08
10. 5, vs. Mississippi State, 1/21/09

Storm Warren's Career Stats

YEAR	GP-GS	MIN/AVG	FG-FGA	PCT.	3FG-FGA	PCT.	FT-FTA	PCT.	REB.-AVG	PF-FO	AST	TO	BLK	STL	PTS-AVG.
08-09	30-0	224-7.5	21-49	.429	0-0	.000	19-39	.487	53-1.8	32-1	6	9	15	12	61-2.0
09-10	5-5	131-26.2	29-45	.644	0-0	.000	19-25	.760	48-9.6	17-1	4	9	10	3	77-15.4
Totals	**35-5**	**355/10.1**	**50-94**	**.532**	**0-0**	**.000**	**38-64**	**.594**	**101-2.9**	**49-1**	**10**	**18**	**25**	**15**	**138-3.9**

The Last Time LSU ...

ALL GAMES

Scoring

Less Than 50 points	45 -- vs. Tennessee (45-47), 2/9/08
50-59 points	52 -- vs. Arizona State (52-71), 11/27/09
60-69 points	67 -- vs. Kentucky (SECT) (67-58), 3/13/09
70-79 points	71 -- vs. Western Kentucky (71-60), 11/17/09
80-89 points	82 -- vs. ULM (82-62), 11/13/09
90-99 points	97 -- at Miss. State (97-94), 2/11/09
100 or more points	104 -- vs. Nicholls State (104-57), 11/21/05

Opponents Scoring

Less than 50 points	45 -- by Indiana State (45-56), 11/16/09
50-59 points	58 -- by Kentucky (SECT) (58-67), 3/7/09
60-69 points	60 -- by Western Kentucky (60-71), 11/17/09
70-79 points	71 -- by Arizona State (71-52), 11/27/09
80-89 points	81 -- by UConn (81-55), 11/25/09
90-99 points	94-- by Miss. State (94-97), 2/11/09
100 or more points	101 -- by Ohio State (101-113), 1-15-05

Field Goal Percentage

Shot 20-29 percent	29.0 -- vs. Arkansas (20-69), 1/26/08
Shot 30-39 percent	37.8 -- vs. Arizona State (17-45), 11/27/09
Shot 40-49 percent	47.1 -- vs. Western Kentucky (24-51), 11/17/09
Shot 50-59 percent	50.0 -- at Georgia (32-64), 2/4/09
Shot 60-69 percent	63.6 -- v.s Grambling State (35-55), 12/13/08
Shot 70 pct or above	70.3 -- vs. Centenary (45-64), 1-15-03

Opponents Field Goal Percentage

Shot 20-29 percent	27.1 -- by Grambling St. (35-55), 12/13/08
Shot 30-39 percent	34.9 -- by Western Kentucky (22-63), 11/17/09
Shot 40-49 percent	48.4 -- by UConn (30-62), 11/25/09
Shot 50-59 percent	54.2 -- by N. Carolina(NCAAT)(32-59), 3/21/09
Shot 60-69 percent	61.0 -- by Arizona State (25-41), 11/27/09

Three-Point FG Percentage

Shot less than 10 pct	0.0 -- vs. Indiana State (0-15), 11/16/09
Shot 10-19 percent	15.4 -- vs. Texas A&M (2-13), 12/20/78
Shot 20-29 percent	20.0 -- vs. UConn (2-10), 11/25/09
Shot 30-39 percent	33.3 -- vs. Western Kentucky (5-15), 11/17/09
Shot 40-49 percent	40.9 -- vs. N. Carolina (NCAAT)(9-22), 3/21/09
Shot 50-59 percent	50.0 -- vs. Arizona State (5-10), 11/27/09
Shot 60 pct or more	63.6 -- vs. Georgia (7-11), 1/25/06

Opponents Three-Point FG Percentage

Shot less than 10 pct	7.1 -- by Georgia (1-14), 1/25/06
Shot 10-19 percent	18.8 -- by Miss. St. (SECT)(3-16), 3/14/09
Shot 20-29 percent.	25.0 -- by Indiana State (3-12), 11/16/09
Shot 30-39 percent	36.4 -- by Western Kentucky (8-22), 11/17/09
Shot 40-49 percent	42.9 -- by Arizona State (6-14), 11/27/09
Shot 50-59 percent	50.0 -- by UConn (5-10), 11/25/09
Shot 60 pct or more	60.0 -- by McNeese State (9-15), 12/22/08

Free Throw Percentage

Shot less than 50 pct	46.7 -- at Ole Miss (7-15), 1/12/08
Shot 50-59 percent	53.8 -- vs. UConn (7-13), 11/25/09
Shot 60-69 percent	69.2 -- vs. Miss. St. (9-13), 3/14/09
Shot 70-79 percent	78.3 -- vs. Western Kentucky (18-23), 11/17/09
Shot 80-89 percent	83.3 -- vs. Indiana State (10-12), 11/16/09
Shot 90-99 percent	95.5 -- vs. Auburn (21-22), 2/21/09
Shot 100 percent	100.0 -- vs. Grambling State (4-4), 12/13/08

Rebounds

Had 20-29 rebounds	25 -- vs. Arizona State, 11/27/09
Had 30-39 rebounds	34 -- vs. UConn, 11/25/09
Had 40-49 rebounds	40 -- vs. Western Kentucky, 11/17/09
Had 50-59 rebounds	50 -- vs. Indiana State, 11/16/09
Had 60 plus rebounds	60 -- vs. Troy State, 12-22-98

Opponent Rebounds

Less than 20 rebounds	17 -- vs. Nicholls State, 12/17/08
20-29 rebounds	29 -- vs. Arizona State, 11/27/09
30-39 rebounds	31 -- vs. Western Kentucky, 11/17/09
40-49 rebounds	47 -- by UConn, 11/25/09
50-59 rebounds	50 -- by Miss. State, 2/11/09

Assists

Less than 5 assists	4 -- vs. Miss. State, 1/9/08
5-10 assists	10 -- vs. Arizona State, 11/27/09
11-15 assists	17 -- vs. Western Kentucky, 11/17/09
16-20 assists	19 -- vs. ULM, 11/13/09
21-25 assists	24 -- vs. Grambling State, 12/13/08
26-30 assists	26 -- vs. Troy, 11/30/08
31 or more assists	33 -- vs. Georgia State, 12-28-94

Opponent Assists

Less than 5 assists.	1 -- vs. Indiana State, 11/16/09
5-10 assists	9 -- vs. Arizona State, 11/27/09
11-15 assists	13 -- by N. Carolina (NCAAT), 3/21/09
16-20 assists	16 -- by UConn, 11/25/09
21-25 assists	21 -- by Vanderbilt, 1/19/08
26-30 assists	28 -- by Fresno State, 11-26-97
31 or more assists	33 -- by Kentucky, 1-16-96

Blocks

0 blocks	0 -- at Georgia, 2/4/09
1-5 blocks	2 -- vs. Arizona State, 11/27/09
6-10 blocks	8 -- vs. Butler (NCAAT), 3/17/09
11-15 blocks	11 -- vs. Ole Miss, 2/14/09
16 or more blocks	16 -- vs. Alcorn State, 11/20/08

Opponent Blocks

0 blocks	0 -- by Western Kentucky, 11/17/09
1-5 blocks	1 -- by Arizona State, 11/27/09
6-10 blocks	10 -- by UConn, 11/25/09
11-15 blocks	11 -- by UConn, 1/6/07

Steals

0 steals	0 -- vs. Georgia Tech, 3-17-90
1-5 steals	4 -- vs. Arizona State, 11/27/09
6-10 steals	7 -- vs. UConn, 11/25/09
11-15 steals	11 -- vs. ULM, 11/13/09
16 or more steals	22 -- vs. Arkansas, 2-17-01

Opponent Steals

0 steals	0 -- by Washington State, 12/27/08
1-5 steals	3 -- by Indiana State, 11/16/09
6-10 steals	8 -- by Arizona State, 11/27/09
11-15 steals	11 -- by N. Carolina (NCAAT), 3/21/09
16 or more steals	16 -- by Miami (Fla.), 12-27-01

The Last Time An LSU Player...

ALL GAMES

Scored 20-24 points	20	Storm Warren, vs. Western Kentucky, 11/17/09
Scored 25-29 points	28	Bo Spencer, vs. Western Kentucky, 11/17/09
Scored 30-34 points	30	Marcus Thornton, vs. Butler (NCAAT), 3/19/09
Scored 35-39 points	38	Marcus Thornton, at Miss. State, 3/8/08
Scored 40-45 points	41	Tasmin Mitchell, at Miss State, 2/11/09
Scored 45-49 points	46	Chris Jackson, vs. Vanderbilt, 2-18-90
Scored 50-54 points	51	Chris Jackson, vs. Texas, 1-2-90
Scored 55-59 points	55	Chris Jackson, vs. Ole Miss, 3-4-89
Scored 60 or more	64	Pete Maravich, vs. Kentucky, 2-21-70

Scored double figures in 5 straight games	5	Storm Warren, 11/13/09 to 11/27/09
Scored double figures in 10 straight games	19	Marcus Thornton, 1/17/09 to 3/21/09
Scored double figures in 15 straight games	19	Marcus Thornton, 1/17/09 to 3/21/09
Scored double figures in 20 straight games	48	Glen Davis, 3/5/05 to 12/17/06
Scored double figures in 25 straight games	48	Glen Davis, 3/5/05 to 12/17/06
Scored double figures in 30 straight games	48	Glen Davis, 3/5/05 to 12/17/06
Scored double figures in 35 straight games	48	Glen Davis, 3/5/05 to 12/17/06
Scored double figures in 40 straight games	48	Glen Davis, 3/5/05 to 12/17/06
Scored double figures in 45 or more straight game	48	Glen Davis, 3/5/05 to 12/17/06

Scored 20 points or more in 2 straight games	2	Marcus Thornton, 30 vs. Butler (NCAAT) (3/19/09); 25 vs. N. Carolina (NCAAT) (3/21/09)
Scored 20 points or more in 3 straight games	3	Marcus Thornton, 22 vs. Ole Miss (2/14/09); 28 at Arkansas (2/18/09); 25 vs. Auburn (2/21/09)
Scored 20 points or more in 4 straight games	4	Marcus Thornton, 27 at Vandy (1/19/08); 20 vs. Arkansas (1/26/08); 38 at Auburn (1/30/08); 22 at Alabama (2/2/08)
Scored 20 points or more in 5 straight games	6	Marcus Thornton, 25 at Ole Miss (1/12/08); 27 vs. Auburn (1/16/08); 27 at Vandy (1/19/08); 20 vs. Arkansas (1/26/08); 38 at Auburn (1/30/08); 22 vs. Alabama (2/2/08)

Scored 30 points or more in consecutive games	2	Marcus Thornton, 31 vs. Miss. State (1/21/09); 30 vs. Xavier (1/24/09)

Made 10-14 field goals in a game	10	Marcus Thornton, vs. N. Carolina (NCAAT), 3/21/09
Made 15 or more field goals in a game	18	Shaquille O'Neal, vs. Northern Arizona, 12-28-91

Attempted 15-19 field goals in a game	15	Bo Spencer, vs. UConn, 11/25/09
Attempted 20-24 field goals in a game	20	Bo Spencer, vs. Indiana State, 11/16/09
Attempted 25-29 field goals in a game	27	Marcus Thornton, at Miss. State, 3/8/08
Attempted 30 or more field goals in a game	34	Ronnie Henderson, vs. Oklahoma State, 12-20-94

Made 5 three pointers in a game	5	Marcus Thornton, vs. N. Carolina (NCAAT), 3/21/09
Made 6-9 three pointers in a game	6	Marcus Thornton, vs. Florida, 2/24/09
Made 10 or more three pointers in a game	10	Chris Jackson, vs. Tennessee, 2-10-90

Attempted 7 three pointers in a game	9	Bo Spencer, vs. Western Kentucky, 11/17/09
Attempted 8-10 three pointers in a game	9	Bo Spencer, vs. Western Kentucky, 11/17/09
Attempted 11 or more three pointers in a game	12	Bo Spencer, vs. ULM, 11/13/09

The Last Time An LSU Player...

ALL GAMES

Had 10-14 rebounds	11	Storm Warren, vs. Western Kentucky, 11/17/09
Had 15-19 rebounds	15	Tasmin Mitchell, vs. Cal State Fullerton, 12/2/08
Had 20 or more rebounds	21	Jaime Lloreda, vs. McNeese State, 11-24-03
Had 10 or more rebounds in 2 straight games	3	Storm Warren, 12 vs. ULM, 11/13/09; 12 vs. Indiana State, 11/16/09; 11 vs. Western Kentucky, 11/17/09
Had 10 or more rebounds in 3 straight games	3	Storm Warren, 12 vs. ULM, 11/13/09; 12 vs. Indiana State, 11/16/09; 11 vs. Western Kentucky, 11/17/09
Had 10 or more rebounds in 4 straight games	4	Chris Johnson, 15 vs. Ole Miss, 2/23/08; 10 at South Carolina, 2/27/08; 15 vs. Georgia, 3/2/08; 10 vs. Alabama, 3/5/08
Had 10 or more rebounds in 5 straight games	5	Glen Davis, 13 vs. Miss. State, 2/15/06; 11 at Auburn, 2/18/06; 11 at Vandy, 2/22/06; 15 vs. Kentucky, 2/25/06, 10 vs. S. Carolina, 2/28/06
Had 10 or more rebounds in 6 or more games	8	Glen Davis, 11 at Alabama, 2/4/06; 16 vs. Arkansas, 2/8/06; 15 at Florida, 2/11/06; 13 vs. Miss. State, 2/15/06; 11 at Auburn, 2/18/06; 11 at Vandy, 2/22/06; 15 vs. Kentucky, 2/25/06; 10 at S. Carolina, 2/28/06
Had 9 offensive rebounds in a game	9	Glen Davis, vs. Tennessee (SECT), 3/8/07
Had 10 defensive rebounds in a game	11	Tasmin Mitchell, 11/16/09
Had 5-7 assists	6	Chris Bass, vs. Arizona State, 11/27/09
Had 8-10 assists	9	Garrett Temple, vs. Ole MIss, 2/14/09
Had 11-15 assists	12	Torris Bright, vs. McNeese State, 12-7-02
Had 16 or more assists	18	Randy Livingston, vs. George Mason, 12-3-94
Had 3-5 blocks in a game	3	Storm Warren, vs. ULM, 11/13/09
Had 6-8 blocks in a game	6	Chris Johnson, at Arkansas, 2/18/09
Had 9-10 blocks in a game	9	Tyrus Thomas, vs. Tennessee, 1/14/06
Had 11 or more blocks in a game	11	Stromile Swift, vs. Alabama, 2-10-99
Had 3-5 steals in a game	3	Bo Spencer, vs. UConn, 11/25/09
Had 6-7 steals in a game	7	Marcus Thornton, at Arkansas, 2/18/09
Had 8-9 steals in a game	8	Clarence Ceasar, vs. Auburn, 1-8-94
Had 10 or more steals in a game	10	Shawn Griggs, vs. Tennessee, 2-23-91
Had a double-double		Storm Warren, vs. Western Kentucky, 20 pts-11 reb, 11/17/09
Had a double-double in 2 straight games		Storm Warren, vs. Indiana State, 14 pts-12 reb, 11/16/09; vs. Western Kentucky, 20 pts-11 reb., 11/17/09
Had a double-double in 3 or more straight games	3	Storm Warren, vs. ULM, 15 pts, 12 reb., 11/13/09; vs. Indiana State 14 pts-12 reb., 11/16/09; vs. Western Kentucky, 20 pts-11 reb., 11/17/09
Had a triple-double		Shaquille O'Neal, 26 pts-13 reb-11 blks, vs. BYU, 3-19-92
Played 40 minutes in a game	40	Bo Spencer, vs. Western Kentucky, 11/17/09
	40	Tasmin Mitchell, vs. Western Kentucky, 11/17/09
Played 41-49 minutes in a game	49	Tasmin Mitchell, at Miss. State, 2/11/09
	49	Marcus Thornton, at Miss. State, 2/11/09
Played 50 or more minutes in a game	54	Maurice Carter, vs. Alabama, 2-10-99

2009-2010 LSU Men's Basketball Game Boxscores

Game 1 - LSU 82, ULM 62

11/13/09 7 p.m. at Maravich Center (Baton Rouge, LA)

ULM 0-1	FG-A	3FG-A	FT-A	REB	PF	TP	A	TO	BLK	S	MIN
TURNER, Rudy f	1-4	0-0	1-2	2	5	3	0	5	2	2	20
GILBERT, Lawrence f	2-9	2-6	2-3	4	3	8	1	1	0	0	23
THOMAS, Malcolm f	5-10	0-1	1-2	3	1	11	1	2	0	3	32
HOOPER, Tony g	4-10	3-5	0-1	6	2	11	0	4	0	0	33
FORBES, Dynile g	1-7	0-3	0-0	0	1	2	1	1	0	0	26
FUSELIER, Warren	4-6	1-1	1-1	1	3	10	4	2	0	1	23
CARR, Colby	1-2	0-0	0-0	1	0	2	0	1	0	0	3
SYKES, Tommie	2-7	0-0	3-4	6	2	7	0	2	0	2	19
HILL, Jarvis	0-1	0-0	0-0	0	0	0	0	1	0	0	4
RIBERIO, Fabio	0-0	0-0	0-0	2	0	0	0	0	0	0	3
BURT, Rory	4-4	0-0	0-0	3	1	8	0	0	0	0	14
TEAM				5							
Totals.....	24-60	6-16	8-13	33	18	62	7	19	2	8	200

TOTAL FG%	**1st Half: 12-32**	**37.5%**	**2nd Half: 12-28**	**42.9%**	**Game: 40.0%**	**DB**
3-Pt. FG%	**1st Half: 2-9**	**22.2%**	**2nd Half: 4-7**	**57.1%**	**Game: 37.5%**	**REBS**
F Throw %	**1st Half: 3-5**	**60.0%**	**2nd Half: 5-8**	**62.5%**	**Game: 61.5%**	**3**

LSU 1-0	FG-A	3FG-A	FT-A	REB	PF	TP	A	TO	BLK	S	MIN
MITCHELL, Tasmin f	7-14	1-4	0-0	5	4	15	2	2	0	3	35
GREEN, Garrett f	1-5	0-0	1-2	3	3	3	1	2	0	2	16
WARREN, Storm f	5-7	0-0	5-6	12	2	15	4	3	3	1	24
SPENCER, Bo g	8-19	3-12	4-4	3	0	23	5	4	0	1	38
DOTSON, Aaron g	2-5	1-3	1-2	3	1	6	0	0	1	0	18
BASS, Chris	3-5	0-1	1-2	4	0	7	5	2	0	4	31
LUDWIG, Eddie	1-2	0-0	0-0	2	2	2	0	0	0	0	9
HARRIS, Dennis	3-4	0-0	3-4	4	3	9	1	0	0	0	17
KINSLEY, Zach	1-6	0-1	0-0	1	1	2	1	0	0	0	12
TEAM				6							
Totals.....	31-67	5-21	15-20	43	16	82	19	13	4	11	200

TOTAL FG%	**1st Half: 14-32**	**43.8%**	**2nd Half: 17-35**	**48.6%**	**Game: 46.3%**	**DB**
3-Pt. FG%	**1st Half: 1-8**	**12.5%**	**2nd Half: 4-13**	**30.8%**	**Game: 23.8%**	**REB**
F Throw %	**1st Half: 11-14**	**78.6%**	**2nd Half: 4-6**	**66.7%**	**Game: 75.0%**	**3**

Officials: Tom Eades, Anthony Jordan, Willi CJ Washington
Technical fouls: ULM-None. LSU-None.
Attendance: 9.081

Score by Periods	**1st**	**2nd**	**Total**
ULM	**29**	**33**	**62**
LSU	**40**	**42**	**82**

Game 2 - LSU 56, Indiana State 45

11/16/09 7 p.m. at Maravich Center (Baton Rouge, LA)

INDIANA STATE (1-1)	FG-A	3FG-A	FT-A	REB	PF	TP	A	TO	BLK	S	MIN
LEITNAKER, Brant c	1-1	0-0	2-2	3	1	4	0	3	0	0	11
MARSHALL, Harry g	3-10	1-3	0-0	4	3	7	1	0	0	1	37
PRINTY, Jordan g	1-4	0-1	0-0	2	0	2	0	0	0	0	13
RICHARD, Carl g	0-8	0-1	0-0	5	1	0	0	1	0	0	27
KELLY, Jake g	2-8	0-1	4-5	2	3	8	0	1	0	0	32
DOLUONY, Koang	2-4	0-1	0-0	1	2	4	0	1	0	1	18
REED, Rashad	1-5	1-4	3-4	2	1	6	0	2	0	1	21
CRAWFORD, Josh	0-0	0-0	2-2	1	2	2	0	1	0	0	14
LATHAN, Dwayne	3-3	1-1	5-6	3	3	12	0	3	0	0	26
MARTIN, Isiah	0-0	0-0	0-0	0	0	0	0	0	0	0	1
TEAM				5							
Totals.....	13-43	3-12	16-19	28	16	45	1	12	0	3	200

TOTAL FG%	**1st Half: 6-21**	**28.6%**	**2nd Half: 7-22**	**31.8%**	**Game: 30.2%**	**DB**
3-Pt. FG%	**1st Half: 1-4**	**25.0%**	**2nd Half: 2-8**	**25.0%**	**Game: 25.0%**	**REBS**
F Throw %	**1st Half: 6-6**	**100.0%**	**2nd Half: 10-13**	**76.9%**	**Game: 84.2%**	**1**

LSU 2-0	FG-A	3FG-A	FT-A	REB	PF	TP	A	TO	BLK	S	MIN
MITCHELL, Tasmin f	2-11	0-4	4-4	14	3	8	1	3	1	2	39
GREEN, Garrett f	1-7	0-0	0-0	3	0	2	0	0	0	0	13
WARREN, Storm f	6-8	0-0	2-2	12	4	14	0	1	2	1	25
SPENCER, Bo g	4-20	0-5	2-4	2	2	10	3	1	0	0	40
DOTSON, Aaron g	1-2	0-1	0-0	2	3	2	1	2	0	0	17
BASS, Chris	0-2	0-1	2-2	3	1	2	2	0	0	0	23
LUDWIG, Eddie	2-4	0-2	0-0	3	0	4	0	1	0	0	10
HARRIS, Dennis	5-9	0-1	0-0	8	3	10	0	0	0	0	21
KINSLEY, Zach	24-	0-1	0-0	0	0	4	0	0	0	1	12
TEAM				3							
Totals.....	23-67	0-15	10-12	50	16	56	7	10	3	4	200

TOTAL FG%	**1st Half: 10-35**	**28.5%**	**2nd Half: 13-32**	**40.6%**	**Game: 34.3%**	**DB**
3-Pt. FG%	**1st Half: 0-11**	**00.0%**	**2nd Half: 0-4**	**0.0%**	**Game: 0.0%**	**REB**
F Throw %	**1st Half: 4-5**	**80.0%**	**2nd Half: 6-7**	**85.7%**	**Game: 83.3%**	**3**

Officials: Mike Eades, Les Jones, Tim Comer
Technical fouls: Indiana State-None. LSU-None.
Attendance: 8,113

Score by Periods	**1st**	**2nd**	**Total**
Indiana State	**19**	**26**	**45**
LSU	**24**	**32**	**56**

Game 3 - LSU 71, Western Kentucky 60

11/17/09 7 p.m. at Maravich Center (Baton Rouge, LA)

W. KENTUCKY (1-1)	FG-A	3FG-A	FT-A	REB	PF	TP	A	TO	BLK	S	MIN
KERUSCH, Sergio f	9-15	5-7	2-2	6	2	25	0	0	0	0	2
PETTIGREW, S. f	1-6	0-2	0-0	3	2	2	1	1	0	2	32
EVANS, Jeremy f	2-7	0-0	2-2	4	1	6	0	1	0	0	11
SLAUGHTER, A.J. g	3-17	1-6	4-6	4	3	11	2	1	0	1	25
SALLY, Anthony g	0-1	0-0	0-0	2	5	0	1	3	0	0	24
DIXON, Cliff	4-7	1-2	0-0	4	2	9	0	0	0	0	21
DICKERSON, Caden	1-4	0-1	0-0	5	2	2	2	2	0	1	20
SWING, Jordan	0-1	0-1	0-0	0	0	0	0	0	0	0	2
TIPPING, Jameson	1-3	1-2	0-0	0	3	3	0	1	0	0	9
CROOK, Jamal	0-1	0-1	0-0	0	0	0	0	0	0	0	2
MILOSEVIC, Nemanja	1-1	0-0	0-0	2	3	2	0	2	0	1	16
TEAM				1							
Totals.....	22-63	8-22	8-10	31	23	60	6	11	0	7	200

TOTAL FG%	**1st Half: 12-31**	**38.7%**	**2nd Half: 10-32**	**31.3%**	**Game: 34.9%**	**DB**
3-Pt. FG%	**1st Half: 4-9**	**44.4%**	**2nd Half: 4-13**	**30.8%**	**Game: 36.4%**	**REBS**
F Throw %	**1st Half: 2-2**	**100.0%**	**2nd Half: 6-8**	**75.0%**	**Game: 80.0%**	**1**

LSU 3-0	FG-A	3FG-A	FT-A	REB	PF	TP	A	TO	BLK	S	MIN
MITCHELL, Tasmin f	5-13	0-2	2-2	8	1	12	2	1	1	1	40
GREEN, Garrett f	0-2	0-0	1-2	4	0	1	0	3	0	1	13
WARREN, Storm f	8-12	0-0	4-4	11	2	20	0	3	1	0	34
SPENCER, Bo g	8-17	4-9	8-9	7	1	28	4	1	0	2	40
DOTSON, Aaron g	0-2	0-2	0-0	3	4	0	2	1	1	0	22
BASS, Chris	0-1	0-1	1-3	1	0	1	1	0	0	0	16
LUDWIG, Eddie	0-1	0-0	0-0	0	1	0	0	0	0	0	4
HARRIS, Dennis	3-3	1-1	2-3	4	0	9	4	3	0	0	29
KINSLEY, Zach	0-0	0-0	0-0	0	0	0	0	0	0	0	2
TEAM				2				1			
Totals.....	24-51	5-15	18-23	40	9	71	13	13	3	4	200

TOTAL FG%	**1st Half: 12-26**	**46.2%**	**2nd Half: 12-25**	**48.0%**	**Game: 47.1%**	**DB**
3-Pt. FG%	**1st Half: 2-8**	**25.0%**	**2nd Half: 3-7**	**42.9%**	**Game: 33.3%**	**REB**
F Throw %	**1st Half: 3-5**	**60.0%**	**2nd Half: 15-18**	**83.3%**	**Game: 78.3%**	**3**

Officials: Bernanrd Clinton, Roger Ayers, Tony Green
Technical fouls: W. Kentucky-None. LSU-None.
Attendance: 8,220

Score by Periods	**1st**	**2nd**	**Total**
Western Kentucky	**30**	**30**	**60**
LSU	**29**	**42**	**71**

Game 4 -- UConn 81, LSU 55

11/25/09 7 p.m. at Madison Square Garden (New York City, NY)

LSU (3-1)	FG-A	3FG-A	FT-A	REB	PF	TP	A	TO	BLK	S	MIN
MITCHELL, Tasmin f	4-12	1-2	0-0	4	3	9	2	3	2	1	37
HARRIS, Dennis f	2-5	0-0	0-0	2	4	4	2	0	0	0	15
WARREN, Storm f	6-8	0-0	3-7	6	5	15	0	1	2	0	22
SPENCER, Bo g	2-15	0-5	1-2	1	0	5	2	4	0	3	26
DOTSON, Aaron g	1-3	0-1	0-0	1	1	2	0	1	0	1	22
GREEN, Garrett	1-4	0-0	1-2	4	4	3	0	1	0	0	13
BASS, Chris	3-5	1-2	0-0	2	2	7	3	0	0	0	30
LUDWIG, Eddie	2-5	0-0	2-2	6	1	6	0	2	0	2	21
KINSLEY, Zach	2-5	0-0	0-0	1	1	4	0	0	0	0	14
TEAM				7							
Totals.....	23-62	2-10	7-13	34	21	55	9	12	4	7	200

TOTAL FG%	**1st Half: 11-31**	**35.5%**	**2nd Half: 12-31**	**38.7%**	**Game: 37.1%**	**DB**
3-Pt. FG%	**1st Half: 2-9**	**22.2%**	**2nd Half: 0-1**	**0.0%**	**Game: 20.0%**	**REBS**
F Throw %	**1st Half: 5-8**	**62.5%**	**2nd Half: 2-5**	**40.0%**	**Game: 53.8%**	**2**

UCONN 4-0	FG-A	3FG-A	FT-A	REB	PF	TP	A	TO	BLK	S	MIN
ROBINSON, Stanley f	5-13	1-2	3-5	10	1	14	3	2	2	1	33
ORIAKHI, Alex f	3-6	0-0	0-2	9	5	6	0	2	2	1	26
OKWANDU, Charles c	0-0	0-0	0-1	5	5	0	1	1	2	0	13
DYSON, Jerome g	7-15	2-4	4-4	8	4	20	5	2	0	2	26
WALKER, Kemba g	6-11	2-2	6-6	0	0	20	3	4	0	2	35
BEVERLY, Donnell	2-5	0-1	0-0	2	0	4	2	1	0	2	18
COOMBS-MCDANIEL	0-3	0-1	0-0	1	0	0	1	0	0	0	9
TRICE, Jamaal	0-0	0-0	0-0	0	0	0	0	0	0	0	2
SMITH, Darius	1-2	0-0	0-1	1	0	2	0	0	1	0	6
EDWARDS, Gavin	6-7	0-0	3-4	7	2	15	1	1	3	2	32
TEAM				4							
Totals.....	30-62	5-10	16-23	47	17	81	16	13	10	10	200

TOTAL FG%	**1st Half: 17-37**	**45.9%**	**2nd Half: 13-25**	**52.0%**	**Game: 48.4%**	**DB**
3-Pt. FG%	**1st Half: 3-6**	**50.0%**	**2nd Half: 2-4**	**50.0%**	**Game: 50.0%**	**REB**
F Throw %	**1st Half: 8-11**	**72.7%**	**2nd Half: 8-12**	**66.7%**	**Game: 69.6%**	**1**

Officials: Pat Driscoll, Bob Donato, Michael Stephens
Technical fouls: UConn-None. LSU-None.
Attendance:

Score by Periods	**1st**	**2nd**	**Total**
LSU	**29**	**26**	**55**
UConn	**45**	**36**	**81**

Game 5 -- Arizona State 71, LSU 52

11/27/09 2:30 p.m. at Madison Square Garden (New York City, NY)

LSU (3-2)	FG-A	3FG-A	FT-A	REB	PF	TP	A	TO	BLK	S	MIN
MITCHELL, Tasmin f	8-13	0-0	1-5	3	4	17	1	2	0	1	38
WARREN, Storm f	4-10	0-0	5-6	7	4	13	0	1	2	1	26
BASS, Chris g	0-3	0-3	0-0	4	2	0	6	2	0	0	39
DOTSON, Aaron g	1-5	1-2	-22	5	5	5	2	4	0	0	34
KINSLEY, Zach g	3-8	3-4	5-6	2	2	14	0	2	0	2	39
GREEN, Garrett	0-2	0-0	0-0	0	0	0	0	0	0	0	3
POPULIST, Daron	0-0	0-0	0-0	0	0	0	1	0	0	0	1
LUDWIG, Eddie	0-0	0-0	0-0	1	2	0	0	1	0	0	6
BEATTIE, Chris	1-2	1-1	0-0	1	0	3	0	0	0	0	4
HARRIS, Dennis	0-2	0-0	0-2	1	2	0	0	0	0	0	10
TEAM				1	1			1			
Totals.....	17-45	5-10	13-21	25	22	52	10	13	2	4	200

TOTAL FG%	**1st Half: 12-20**	**60.0%**	**2nd Half: 5-25**	**20.0%**	**Game: 37.8%**	**DB**
3-Pt. FG%	**1st Half: 4-7**	**57.1%**	**2nd Half: 1-3**	**33.3%**	**Game: 50.0%**	**REBS**
F Throw %	**1st Half: 6-11**	**54.5%**	**2nd Half: 7-10**	**70.0%**	**Game: 61.9%**	**3**

ARIZ. ST. (5-1)	FG-A	3FG-A	FT-A	REB	PF	TP	A	TO	BLK	S	MIN
BOATENG, Eric f	7-9	0-0	3-4	8	3	17	2	2	0	1	31
LOCKETT, Trent f	2-5	0-0	3-4	4	4	7	0	1	0	1	39
KUKSIKS, Rihards f	2-5	1-4	0-0	0	4	5	0	1	0	0	20
MCMILLIAN, J. g	2-2	1-1	0-0	0	0	5	0	0	0	1	25
GLASSER, Derek g	7-9	3-4	7-10	3	0	24	6	2	0	2	38
ABBOTT, Ty	1-2	0-1	0-0	2	3	2	0	4	1	1	9
THOMPSON, Brandon	1-1	1-1	0-0	0	0	3	0	0	0	0	1
RUDD, Victor	0-1	0-1	0-0	2	0	0	0	0	0	0	4
PATEEV, Rusian	0-0	0-0	0-0	0	1	0	1	1	0	0	3
JACKSON, Marcus	0-0	0-0	0-0	0	0	0	0	0	0	0	1
RODHE, Taylor	1-1	0-0	1-2	0	1	3	0	0	0	0	6
WALKER, Demetrius	0-2	0-1	0-0	2	1	0	0	0	0	0	5
SHIPP, Jerren	2-4	0-1	1-2	3	2	5	0	1	0	2	18
TEAM				5							
Totals.....	25-41	6-14	15-22	29	19	71	9	12	1	8	200

TOTAL FG%	**1st Half: 10-19**	**52.6%**	**2nd Half: 15-22**	**68.2%**	**Game: 61.0%**	**DB**
3-Pt. FG%	**1st Half: 4-8**	**50.0%**	**2nd Half: 2-6**	**33.3%**	**Game: 42.9%**	**REB**
F Throw %	**1st Half: 3-6**	**50.0%**	**2nd Half: 12-16**	**75.0%**	**Game: 68.2%**	**2**

Officials: Karl Hess, Brian O'Connell, Earl Walton
Technical fouls: LSU -- Team; Arizona State -- Lockett.
Attendance:

Score by Periods	1st	2nd	Total
LSU	**34**	**18**	**52**
UConn	**27**	**44**	**71**

LSU Basketball 2009-10
LSU Combined Team Statistics (as of Nov 27, 2009)
All games

RECORD:	OVERALL	HOME	AWAY	NEUTRAL
ALL GAMES	3-2	3-0	0-0	0-2
CONFERENCE	0-0	0-0	0-0	0-0
NON-CONFERENCE	3-2	3-0	0-0	0-2

					Total		3-Point		F-Throw		Rebounds											
##	Player	gp-gs	min	avg	fg-fga	fg%	3fg-fga	3fg%	ft-fta	ft%	off	def	tot	avg	pf	dq	a	to	blk	stl	pts	avg
11	SPENCER, Bo	4-4	144	36.0	22-71	.310	7-31	.226	15-19	.789	1	12	13	3.3	3	0	14	10	0	6	66	16.5
24	WARREN, Storm	5-5	131	26.2	29-45	.644	0-0	.000	19-25	.760	28	20	48	9.6	17	1	4	9	10	3	77	15.4
01	MITCHELL, Tasmin	5-5	189	37.8	26-63	.413	2-12	.167	7-11	.636	5	29	34	6.8	15	0	8	11	4	8	61	12.2
15	HARRIS, Dennis	5-1	92	18.4	13-23	.565	1-2	.500	5-9	.556	9	10	19	3.8	12	0	7	3	0	0	32	6.4
20	KINSLEY, Zach	5-1	79	15.8	8-23	.348	3-6	.500	5-6	.833	1	3	4	0.8	4	0	1	2	0	3	24	4.8
04	BASS, Chris	5-1	139	27.8	6-16	.375	1-8	.125	4-7	.571	4	10	14	2.8	5	0	17	4	0	4	17	3.4
14	BEATTIE, Chris	1-0	4	4.0	1-2	.500	1-1	1.000	0-0	.000	0	1	1	1.0	0	0	0	0	0	0	3	3.0
12	DOTSON, Aaron	5-5	113	22.6	5-17	.294	2-9	.222	3-4	.750	2	12	14	2.8	14	1	5	8	2	1	15	3.0
13	LUDWIG, Eddie	5-0	50	10.0	5-12	.417	0-2	.000	2-2	1.000	4	8	12	2.4	6	0	0	4	0	2	12	2.4
03	GREEN, Garrett	5-3	58	11.6	3-20	.150	0-0	.000	3-6	.500	8	6	14	2.8	7	0	1	6	0	3	9	1.8
10	POPULIST, Daron	1-0	1	1.0	0-0	.000	0-0	.000	0-0	.000	0	0	0	0.0	0	0	1	0	0	0	0	0.0
	Team										12	7	19		1			4				
	Total.....	5	1000		118-292	.404	17-71	.239	63-89	.708	74	118	192	38.4	84	2	58	61	16	30	316	63.2
	Opponents.....	5	1000		114-269	.424	28-74	.378	63-87	.724	53	115	168	33.6	93	4	39	67	13	36	319	63.8

TEAM STATISTICS	LSU	OPP
SCORING	316	319
Points per game	63.2	63.8
Scoring margin	-0.6	-
FIELD GOALS-ATT	118-292	114-269
Field goal pct	.404	.424
3 POINT FG-ATT	17-71	28-74
3-point FG pct	.239	.378
3-pt FG made per game	3.4	5.6
FREE THROWS-ATT	63-89	63-87
Free throw pct	.708	.724
F-Throws made per game	12.6	12.6
REBOUNDS	192	168
Rebounds per game	38.4	33.6
Rebounding margin	+4.8	-
ASSISTS	58	39
Assists per game	11.6	7.8
TURNOVERS	61	67
Turnovers per game	12.2	13.4
Turnover margin	+1.2	-
Assist/turnover ratio	1.0	0.6
STEALS	30	36
Steals per game	6.0	7.2
BLOCKS	16	13
Blocks per game	3.2	2.6
ATTENDANCE	25414	0
Home games-Avg/Game	3-8471	0-0
Neutral site-Avg/Game	-	2-0

Score by Periods	1st	2nd	Totals
LSU	156	160	316
Opponents	150	169	319

Date	Opponent		Score	Att.
11/13/09	ULM	W	82-62	9081
11/16/09	INDIANA STATE	W	56-45	8113
11/17/09	WESTERN KENTUCKY	W	71-60	8220
11/25/09	vs Connecticut	L	55-81	0
11/27/09	vs Arizona State	L	52-71	0

* - Conference game

LSU Basketball 2009-10
LSU Category Leaders (as of Nov 27, 2009)
All games

Points	G	Pts	Pts/G
WARREN, Storm	5	77	15.4
SPENCER, Bo	4	66	16.5
MITCHELL, Tasmin	5	61	12.2
HARRIS, Dennis	5	32	6.4
KINSLEY, Zach	5	24	4.8
BASS, Chris	5	17	3.4
DOTSON, Aaron	5	15	3.0
LUDWIG, Eddie	5	12	2.4
GREEN, Garrett	5	9	1.8
BEATTIE, Chris	1	3	3.0

Scoring Average	G	Pts	Avg/G
SPENCER, Bo	4	66	16.5
WARREN, Storm	5	77	15.4
MITCHELL, Tasmin	5	61	12.2
HARRIS, Dennis	5	32	6.4
KINSLEY, Zach	5	24	4.8
BASS, Chris	5	17	3.4
BEATTIE, Chris	1	3	3.0
DOTSON, Aaron	5	15	3.0
LUDWIG, Eddie	5	12	2.4
GREEN, Garrett	5	9	1.8
POPULIST, Daron	1	0	0.0

FG Percentage	FG	Att	Pct
WARREN, Storm	29	45	.644
HARRIS, Dennis	13	23	.565
BEATTIE, Chris	1	2	.500
LUDWIG, Eddie	5	12	.417
MITCHELL, Tasmin	26	63	.413
BASS, Chris	6	16	.375
KINSLEY, Zach	8	23	.348
SPENCER, Bo	22	71	.310
DOTSON, Aaron	5	17	.294
GREEN, Garrett	3	20	.150

Field Goal Attempts	G	Att	Att/G
SPENCER, Bo	4	71	17.8
MITCHELL, Tasmin	5	63	12.6
WARREN, Storm	5	45	9.0
HARRIS, Dennis	5	23	4.6
KINSLEY, Zach	5	23	4.6

Field Goals Made	G	Made	Made/G
WARREN, Storm	5	29	5.8
MITCHELL, Tasmin	5	26	5.2
SPENCER, Bo	4	22	5.5
HARRIS, Dennis	5	13	2.6
KINSLEY, Zach	5	8	1.6

3-Point Percentage	3FG	Att	Pct
BEATTIE, Chris	1	1	1.000
KINSLEY, Zach	3	6	.500
HARRIS, Dennis	1	2	.500
SPENCER, Bo	7	31	.226
DOTSON, Aaron	2	9	.222
MITCHELL, Tasmin	2	12	.167
BASS, Chris	1	8	.125
LUDWIG, Eddie	0	2	.000

3-Point FG Attempts	G	Att	Att/G
SPENCER, Bo	4	31	7.8
MITCHELL, Tasmin	5	12	2.4
DOTSON, Aaron	5	9	1.8
BASS, Chris	5	8	1.6
KINSLEY, Zach	5	6	1.2

3-Point FG Made	G	Made	Made/G
SPENCER, Bo	4	7	1.8
KINSLEY, Zach	5	3	0.6
DOTSON, Aaron	5	2	0.4
MITCHELL, Tasmin	5	2	0.4
HARRIS, Dennis	5	1	0.2
BASS, Chris	5	1	0.2
BEATTIE, Chris	1	1	1.0

Free Throw Percent	FG	Att	Pct
LUDWIG, Eddie	2	2	1.000
KINSLEY, Zach	5	6	.833
SPENCER, Bo	15	19	.789
WARREN, Storm	19	25	.760
DOTSON, Aaron	3	4	.750
MITCHELL, Tasmin	7	11	.636
BASS, Chris	4	7	.571
HARRIS, Dennis	5	9	.556
GREEN, Garrett	3	6	.500

Free Throw Attempts	G	Att	Att/G
WARREN, Storm	5	25	5.0
SPENCER, Bo	4	19	4.8
MITCHELL, Tasmin	5	11	2.2
HARRIS, Dennis	5	9	1.8
BASS, Chris	5	7	1.4

Free Throws Made	G	Made	Made/G
WARREN, Storm	5	19	3.8
SPENCER, Bo	4	15	3.8
MITCHELL, Tasmin	5	7	1.4
KINSLEY, Zach	5	5	1.0
HARRIS, Dennis	5	5	1.0

LSU Basketball 2009-10
LSU Category Leaders (as of Nov 27, 2009)
All games

Rebounds	G	Reb	Reb/G
WARREN, Storm	5	48	9.6
MITCHELL, Tasmin	5	34	6.8
HARRIS, Dennis	5	19	3.8
BASS, Chris	5	14	2.8
GREEN, Garrett	5	14	2.8
DOTSON, Aaron	5	14	2.8

Rebound Average	G	Reb	Avg/G
WARREN, Storm	5	48	9.6
MITCHELL, Tasmin	5	34	6.8
HARRIS, Dennis	5	19	3.8
SPENCER, Bo	4	13	3.3
GREEN, Garrett	5	14	2.8
DOTSON, Aaron	5	14	2.8
BASS, Chris	5	14	2.8

Offensive Rebounds	G	No.	Avg/G
WARREN, Storm	5	28	5.6
HARRIS, Dennis	5	9	1.8
GREEN, Garrett	5	8	1.6
MITCHELL, Tasmin	5	5	1.0
LUDWIG, Eddie	5	4	0.8
BASS, Chris	5	4	0.8

Defensive Rebounds	G	No.	Avg/G
MITCHELL, Tasmin	5	29	5.8
WARREN, Storm	5	20	4.0
DOTSON, Aaron	5	12	2.4
SPENCER, Bo	4	12	3.0
HARRIS, Dennis	5	10	2.0
BASS, Chris	5	10	2.0

Fouls	G	No.	Per/G
WARREN, Storm	5	17	3.4
MITCHELL, Tasmin	5	15	3.0
DOTSON, Aaron	5	14	2.8
HARRIS, Dennis	5	12	2.4
GREEN, Garrett	5	7	1.4

Foulouts	G	No.
DOTSON, Aaron	5	1
WARREN, Storm	5	1

Assists	G	No.	Ast/G
BASS, Chris	5	17	3.4
SPENCER, Bo	4	14	3.5
MITCHELL, Tasmin	5	8	1.6
HARRIS, Dennis	5	7	1.4
DOTSON, Aaron	5	5	1.0

Steals	G	No.	Stl/G
MITCHELL, Tasmin	5	8	1.6
SPENCER, Bo	4	6	1.5
BASS, Chris	5	4	0.8
WARREN, Storm	5	3	0.6
KINSLEY, Zach	5	3	0.6
GREEN, Garrett	5	3	0.6

Blocked Shots	G	No.	Blk/G
WARREN, Storm	5	10	2.0
MITCHELL, Tasmin	5	4	0.8
DOTSON, Aaron	5	2	0.4

Minutes	G	No.	Min/G
MITCHELL, Tasmin	5	189	37.8
SPENCER, Bo	4	144	36.0
BASS, Chris	5	139	27.8
WARREN, Storm	5	131	26.2
DOTSON, Aaron	5	113	22.6

Turnovers	G	No.	TO/G
MITCHELL, Tasmin	5	11	2.2
SPENCER, Bo	4	10	2.5
WARREN, Storm	5	9	1.8
DOTSON, Aaron	5	8	1.6
GREEN, Garrett	5	6	1.2

LSU Basketball 2009-10
LSU Team Game-by-Game (as of Nov 27, 2009)
All games

TEAM STATISTICS

				Total		3-Pointers		Free throws		Rebounds										
Opponent	Date	Score		fg-fga	pct	3fg-fga	pct	ft-fta	pct	off	def	tot	avg	pf	a	t/o	blk	stl	pts	avg
ULM	11/13/09	82-62	W	31-67	.463	5-21	.238	15-20	.750	16	27	43	43.0	16	19	13	4	11	82	82.0
INDIANA STATE	11/16/09	56-45	W	23-67	.343	0-15	.000	10-12	.833	24	26	50	46.5	16	7	10	3	4	56	69.0
WESTERN KENTUCKY	11/17/09	71-60	W	24-51	.471	5-15	.333	18-23	.783	11	29	40	44.3	9	13	13	3	4	71	69.7
vs Connecticut	11/25/09	55-81	L	23-62	.371	2-10	.200	7-13	.538	12	22	34	41.8	21	9	12	4	7	55	66.0
vs Arizona State	11/27/09	52-71	L	17-45	.378	5-10	.500	13-21	.619	11	14	25	38.4	22	10	13	2	4	52	63.2
LSU		316		118-292	.404	17-71	.239	63-89	.708	74	118	192	38.4	84	58	61	16	30	316	63.2
Opponents		319		114-269	.424	28-74	.378	63-87	.724	53	115	168	33.6	93	39	67	13	36	319	63.8

Games played: 5
Points/game: 63.2
FG Pct: 40.4
3FG Pct: 23.9
FT Pct: 70.8

Rebounds/game: 38.4
Assists/game: 11.6
Turnovers/game: 12.2
Assist/turnover ratio: 1.0
Steals/game: 6.0
Blocks/game: 3.2

LSU Basketball 2009-10
LSU Opponent Game-by-Game (as of Nov 27, 2009)
All games

OPPONENT STATISTICS

				Total		3-Pointers		Free throws		Rebounds										
Opponent	Date	Score		fg-fga	pct	3fg-fga	pct	ft-fta	pct	off	def	tot	avg	pf	a	t/o	blk	stl	pts	avg
ULM	11/13/09	82-62	W	24-60	.400	6-16	.375	8-13	.615	11	22	33	33.0	18	7	19	2	8	62	62.0
INDIANA STATE	11/16/09	56-45	W	13-43	.302	3-12	.250	16-19	.842	6	22	28	30.5	16	1	12	0	3	45	53.5
WESTERN KENTUCKY	11/17/09	71-60	W	22-63	.349	8-22	.364	8-10	.800	13	18	31	30.7	23	6	11	0	7	60	55.7
vs Connecticut	11/25/09	55-81	L	30-62	.484	5-10	.500	16-23	.696	16	31	47	34.8	17	16	13	10	10	81	62.0
vs Arizona State	11/27/09	52-71	L	25-41	.610	6-14	.429	15-22	.682	7	22	29	33.6	19	9	12	1	8	71	63.8
Opponents		319		114-269	.424	28-74	.378	63-87	.724	53	115	168	33.6	93	39	67	13	36	319	63.8
LSU		316		118-292	.404	17-71	.239	63-89	.708	74	118	192	38.4	84	58	61	16	30	316	63.2

Games played: 5
Points/game: 63.8
FG Pct: 42.4
3FG Pct: 37.8
FT Pct: 72.4

Rebounds/game: 33.6
Assists/game: 7.8
Turnovers/game: 13.4
Assist/turnover ratio: 0.6
Steals/game: 7.2
Blocks/game: 2.6

LSU Basketball 2009-10
LSU Points-Rebounds-Assists (as of Nov 27, 2009)
All games

Opponent	Date	Score		01 MITCHELL,T	03 GREEN,GARR	04 BASS,CHRIS	10 POPULIST,D	11 SPENCER,BO	12 DOTSON,AAR	13 LUDWIG,EDD
ULM	11/13/09	82-62	W	15-5-2	3-3-1	7-4-5	DNP	23-3-5	6-3-0	2-2-0
INDIANA STATE	11/16/09	56-45	W	8-14-1	2-3-0	2-3-2	DNP	10-2-3	2-2-1	4-3-0
WESTERN KENTUCKY	11/17/09	71-60	W	12-8-2	1-4-0	1-1-1	DNP	28-7-4	0-3-2	0-0-0
vs Connecticut	11/25/09	55-81	L	9-4-2	3-4-0	7-2-3	DNP	5-1-2	2-1-0	6-6-0
vs Arizona State	11/27/09	52-71	L	17-3-1	0-0-0	0-4-6	0-0-1	DNP	5-5-2	0-1-0

Opponent	Date	Score		14 BEATTIE,CH	15 HARRIS,DEN	20 KINSLEY,ZA	24 WARREN,STO
ULM	11/13/09	82-62	W	DNP	9-4-1	2-1-1	15-12-4
INDIANA STATE	11/16/09	56-45	W	DNP	10-8-0	4-0-0	14-12-0
WESTERN KENTUCKY	11/17/09	71-60	W	DNP	9-4-4	0-0-0	20-11-0
vs Connecticut	11/25/09	55-81	L	DNP	4-2-2	4-1-0	15-6-0
vs Arizona State	11/27/09	52-71	L	3-1-0	0-1-0	14-2-0	13-7-0

LSU Basketball 2009-10
LSU Team High/Low Analysis (as of Nov 27, 2009)
All games

LSU - TEAM GAME HIGHS

POINTS	82		ULM (11/13/09)
	71		WESTERN KENTUCKY (11/17/09)
	56		INDIANA STATE (11/16/09)
	55		vs Connecticut (11/25/09)
	52		vs Arizona State (11/27/09)
FIELD GOALS MADE	31		ULM (11/13/09)
	24		WESTERN KENTUCKY (11/17/09)
	23		vs Connecticut (11/25/09)
	23		INDIANA STATE (11/16/09)
FIELD GOAL ATTEMPTS	67		INDIANA STATE (11/16/09)
	67		ULM (11/13/09)
	62		vs Connecticut (11/25/09)
FIELD GOAL PERCENTAGE	.471	(24-51)	WESTERN KENTUCKY (11/17/09)
	.463	(31-67)	ULM (11/13/09)
	.378	(17-45)	vs Arizona State (11/27/09)
3 PT FIELD GOALS MADE	5		vs Arizona State (11/27/09)
	5		WESTERN KENTUCKY (11/17/09)
	5		ULM (11/13/09)
3 PT FG ATTEMPTS	21		ULM (11/13/09)
	15		WESTERN KENTUCKY (11/17/09)
	15		INDIANA STATE (11/16/09)
3 PT FG PERCENTAGE	.500	(5-10)	vs Arizona State (11/27/09)
	.333	(5-15)	WESTERN KENTUCKY (11/17/09)
	.238	(5-21)	ULM (11/13/09)
FREE THROWS MADE	18		WESTERN KENTUCKY (11/17/09)
	15		ULM (11/13/09)
	13		vs Arizona State (11/27/09)
FREE THROW ATTEMPTS	23		WESTERN KENTUCKY (11/17/09)
	21		vs Arizona State (11/27/09)
	20		ULM (11/13/09)
FREE THROW PERCENTAGE	.833	(10-12)	INDIANA STATE (11/16/09)
	.783	(18-23)	WESTERN KENTUCKY (11/17/09)
	.750	(15-20)	ULM (11/13/09)
REBOUNDS	50		INDIANA STATE (11/16/09)
	43		ULM (11/13/09)
	40		WESTERN KENTUCKY (11/17/09)
ASSISTS	19		ULM (11/13/09)
	13		WESTERN KENTUCKY (11/17/09)
	10		vs Arizona State (11/27/09)
STEALS	11		ULM (11/13/09)
	7		vs Connecticut (11/25/09)
	4		vs Arizona State (11/27/09)
	4		WESTERN KENTUCKY (11/17/09)
	4		INDIANA STATE (11/16/09)
BLOCKED SHOTS	4		vs Connecticut (11/25/09)
	4		ULM (11/13/09)
	3		WESTERN KENTUCKY (11/17/09)
	3		INDIANA STATE (11/16/09)
TURNOVERS	13		vs Arizona State (11/27/09)
	13		WESTERN KENTUCKY (11/17/09)
	13		ULM (11/13/09)
FOULS	22		vs Arizona State (11/27/09)
	21		vs Connecticut (11/25/09)
	16		INDIANA STATE (11/16/09)
	16		ULM (11/13/09)

LSU Basketball 2009-10
LSU High/Low Analysis (as of Nov 27, 2009)
All games

Opponent - GAME HIGHS

POINTS	81		vs Connecticut (11/25/09)
	71		vs Arizona State (11/27/09)
	62		ULM (11/13/09)
	60		WESTERN KENTUCKY (11/17/09)
	45		INDIANA STATE (11/16/09)
FIELD GOALS MADE	30		vs Connecticut (11/25/09)
	25		vs Arizona State (11/27/09)
	24		ULM (11/13/09)
FIELD GOAL ATTEMPTS	63		WESTERN KENTUCKY (11/17/09)
	62		vs Connecticut (11/25/09)
	60		ULM (11/13/09)
FIELD GOAL PERCENTAGE	.610	(25-41)	vs Arizona State (11/27/09)
	.484	(30-62)	vs Connecticut (11/25/09)
	.400	(24-60)	ULM (11/13/09)
3 PT FIELD GOALS MADE	8		WESTERN KENTUCKY (11/17/09)
	6		vs Arizona State (11/27/09)
	6		ULM (11/13/09)
3 PT FG ATTEMPTS	22		WESTERN KENTUCKY (11/17/09)
	16		ULM (11/13/09)
	14		vs Arizona State (11/27/09)
3 PT FG PERCENTAGE	.500	(5-10)	vs Connecticut (11/25/09)
	.429	(6-14)	vs Arizona State (11/27/09)
	.375	(6-16)	ULM (11/13/09)
FREE THROWS MADE	16		vs Connecticut (11/25/09)
	16		INDIANA STATE (11/16/09)
	15		vs Arizona State (11/27/09)
FREE THROW ATTEMPTS	23		vs Connecticut (11/25/09)
	22		vs Arizona State (11/27/09)
	19		INDIANA STATE (11/16/09)
FREE THROW PERCENTAGE	.842	(16-19)	INDIANA STATE (11/16/09)
	.800	(8-10)	WESTERN KENTUCKY (11/17/09)
	.696	(16-23)	vs Connecticut (11/25/09)
REBOUNDS	47		vs Connecticut (11/25/09)
	33		ULM (11/13/09)
	31		WESTERN KENTUCKY (11/17/09)
ASSISTS	16		vs Connecticut (11/25/09)
	9		vs Arizona State (11/27/09)
	7		ULM (11/13/09)
STEALS	10		vs Connecticut (11/25/09)
	8		vs Arizona State (11/27/09)
	8		ULM (11/13/09)
BLOCKED SHOTS	10		vs Connecticut (11/25/09)
	2		ULM (11/13/09)
	1		vs Arizona State (11/27/09)
TURNOVERS	19		ULM (11/13/09)
	13		vs Connecticut (11/25/09)
	12		vs Arizona State (11/27/09)
	12		INDIANA STATE (11/16/09)
FOULS	23		WESTERN KENTUCKY (11/17/09)
	19		vs Arizona State (11/27/09)
	18		ULM (11/13/09)

LSU Basketball 2009-10
LSU Player High/Low Analysis (as of Nov 27, 2009)
All games

LSU - INDIVIDUAL GAME HIGHS

Points	28		SPENCER, Bo vs WESTERN KENTUCKY (11/17/09)
	23		SPENCER, Bo vs ULM (11/13/09)
	20		WARREN, Storm vs WESTERN KENTUCKY (11/17/09)
	17		MITCHELL, Tasmin vs Arizona State (11/27/09)
	15		WARREN, Storm vs Connecticut (11/25/09)
	15		MITCHELL, Tasmin vs ULM (11/13/09)
	15		WARREN, Storm vs ULM (11/13/09)
Field Goals Made	8		MITCHELL, Tasmin vs Arizona State (11/27/09)
	8		SPENCER, Bo vs WESTERN KENTUCKY (11/17/09)
	8		WARREN, Storm vs WESTERN KENTUCKY (11/17/09)
	8		SPENCER, Bo vs ULM (11/13/09)
	7		MITCHELL, Tasmin vs ULM (11/13/09)
Field Goal Att.	20		SPENCER, Bo vs Indiana State (11/16/09)
	19		SPENCER, Bo vs ULM (11/13/09)
	17		SPENCER, Bo vs WESTERN KENTUCKY (11/17/09)
	15		SPENCER, Bo vs Connecticut (11/25/09)
	14		MITCHELL, Tasmin vs ULM (11/13/09)
FG Pct (min 5 made)	.750	(6-8)	WARREN, Storm vs Connecticut (11/25/09)
	.750	(6-8)	WARREN, Storm vs Indiana State (11/16/09)
	.714	(5-7)	WARREN, Storm vs ULM (11/13/09)
	.667	(8-12)	WARREN, Storm vs WESTERN KENTUCKY (11/17/09)
	.615	(8-13)	MITCHELL, Tasmin vs Arizona State (11/27/09)
3-Point FG Made	4		SPENCER, Bo vs WESTERN KENTUCKY (11/17/09)
	3		KINSLEY, Zach vs Arizona State (11/27/09)
	3		SPENCER, Bo vs ULM (11/13/09)
	1		BEATTIE, Chris vs Arizona State (11/27/09)
	1		DOTSON, Aaron vs Arizona State (11/27/09)
	1		MITCHELL, Tasmin vs Connecticut (11/25/09)
	1		BASS, Chris vs Connecticut (11/25/09)
	1		HARRIS, Dennis vs WESTERN KENTUCKY (11/17/09)
	1		DOTSON, Aaron vs ULM (11/13/09)
	1		MITCHELL, Tasmin vs ULM (11/13/09)
3-Point FG Att.	12		SPENCER, Bo vs ULM (11/13/09)
	9		SPENCER, Bo vs WESTERN KENTUCKY (11/17/09)
	5		SPENCER, Bo vs Connecticut (11/25/09)
	5		SPENCER, Bo vs Indiana State (11/16/09)
	4		KINSLEY, Zach vs Arizona State (11/27/09)
	4		MITCHELL, Tasmin vs Indiana State (11/16/09)
	4		MITCHELL, Tasmin vs ULM (11/13/09)
3-Pt FG Pct (min 2 made)	.750	(3-4)	KINSLEY, Zach vs Arizona State (11/27/09)
	.444	(4-9)	SPENCER, Bo vs WESTERN KENTUCKY (11/17/09)
	.250	(3-12)	SPENCER, Bo vs ULM (11/13/09)
Free Throws Made	8		SPENCER, Bo vs WESTERN KENTUCKY (11/17/09)
	5		WARREN, Storm vs Arizona State (11/27/09)
	5		KINSLEY, Zach vs Arizona State (11/27/09)
	5		WARREN, Storm vs ULM (11/13/09)
	4		WARREN, Storm vs WESTERN KENTUCKY (11/17/09)
	4		MITCHELL, Tasmin vs Indiana State (11/16/09)
	4		SPENCER, Bo vs ULM (11/13/09)
Free Throw Att.	9		SPENCER, Bo vs WESTERN KENTUCKY (11/17/09)
	7		WARREN, Storm vs Connecticut (11/25/09)
	6		KINSLEY, Zach vs Arizona State (11/27/09)
	6		WARREN, Storm vs Arizona State (11/27/09)

	6		WARREN, Storm vs ULM (11/13/09)
FT Pct (min 3 made)	1.000	(4-4)	WARREN, Storm vs WESTERN KENTUCKY (11/17/09)
	1.000	(4-4)	MITCHELL, Tasmin vs Indiana State (11/16/09)
	1.000	(4-4)	SPENCER, Bo vs ULM (11/13/09)
	.889	(8-9)	SPENCER, Bo vs WESTERN KENTUCKY (11/17/09)
	.833	(5-6)	KINSLEY, Zach vs Arizona State (11/27/09)
	.833	(5-6)	WARREN, Storm vs Arizona State (11/27/09)
	.833	(5-6)	WARREN, Storm vs ULM (11/13/09)
Rebounds	14		MITCHELL, Tasmin vs Indiana State (11/16/09)
	12		WARREN, Storm vs Indiana State (11/16/09)
	12		WARREN, Storm vs ULM (11/13/09)
	11		WARREN, Storm vs WESTERN KENTUCKY (11/17/09)
	8		MITCHELL, Tasmin vs WESTERN KENTUCKY (11/17/09)
	8		HARRIS, Dennis vs Indiana State (11/16/09)
Assists	6		BASS, Chris vs Arizona State (11/27/09)
	5		BASS, Chris vs ULM (11/13/09)
	5		SPENCER, Bo vs ULM (11/13/09)
	4		HARRIS, Dennis vs WESTERN KENTUCKY (11/17/09)
	4		SPENCER, Bo vs WESTERN KENTUCKY (11/17/09)
	4		WARREN, Storm vs ULM (11/13/09)
Steals	4		BASS, Chris vs ULM (11/13/09)
	3		SPENCER, Bo vs Connecticut (11/25/09)
	3		MITCHELL, Tasmin vs ULM (11/13/09)
	2		KINSLEY, Zach vs Arizona State (11/27/09)
	2		LUDWIG, Eddie vs Connecticut (11/25/09)
	2		SPENCER, Bo vs WESTERN KENTUCKY (11/17/09)
	2		MITCHELL, Tasmin vs Indiana State (11/16/09)
	2		GREEN, Garrett vs ULM (11/13/09)
Blocked Shots	3		WARREN, Storm vs ULM (11/13/09)
	2		WARREN, Storm vs Arizona State (11/27/09)
	2		MITCHELL, Tasmin vs Connecticut (11/25/09)
	2		WARREN, Storm vs Connecticut (11/25/09)
	2		WARREN, Storm vs Indiana State (11/16/09)
Turnovers	4		DOTSON, Aaron vs Arizona State (11/27/09)
	4		SPENCER, Bo vs Connecticut (11/25/09)
	4		SPENCER, Bo vs ULM (11/13/09)
	3		MITCHELL, Tasmin vs Connecticut (11/25/09)
	3		GREEN, Garrett vs WESTERN KENTUCKY (11/17/09)
	3		HARRIS, Dennis vs WESTERN KENTUCKY (11/17/09)
	3		WARREN, Storm vs WESTERN KENTUCKY (11/17/09)
	3		MITCHELL, Tasmin vs Indiana State (11/16/09)
	3		WARREN, Storm vs ULM (11/13/09)